



Chicago State University

2021-22 Men's Basketball

Game 11

Chicago State (3-7) at IUPUI (1-8) // Dec. 16, 2021, 7 p.m. // Indiana Farmers Coliseum (6,800)
Indianapolis, IN // Streaming Video - ESPN+ (Greg Rakestraw, play by play, Bob Lovell, analyst)

2021-22 Cougars Schedule (3-7 overall)

Date	Opponent	Time
11/9	vs. St. Thomas	W, 77-72
11/12	SIU-Edwardsville	W, 67-56
11/16	at Loyola Chicago	L, 56-92
11/20	at California Santa Barbara	L, 50-81
11/22	at University of the Pacific	L, 58-74
11/28	at Bowling Green State	L, 57-75
12/1	at Loyola Maryland	L, 64-78
12/4	vs. Tennessee State	W, 59-49
12/11	vs. Illinois State	L, 71-81
12/13	vs. Northern Illinois	L, 59-70
12/16	at IUPUI	6p
12/19	at Drake	2p
12/21	at Iowa State	6p
12/30	at Grand Canyon*	7p
1/1	at New Mexico State*	5p
1/6	vs. Seattle*	7p
1/8	vs. California Baptist*	12p
1/13	at UTRGV*	7p
1/15	at Lamar*	3p
1/27	vs. Utah Valley*	7p
1/29	vs. Dixie State*	2p
2/2	at Abilene Christian*	7p
2/5	at Tarleton*	7p
2/10	vs. Stephen F. Austin*	7p
2/12	vs. Sam Houston*	2p
2/16	at Stephen F. Austin*	6:30p
2/19	vs. Tarleton*	2p
2/23	vs. Grand Canyon*	7p
2/26	vs. New Mexico State*	2p
3/3	at California Baptist*	9p
3/5	at Seattle University*	3p
3/9-12	at WAC Tournament	TBD

All times CENTRAL time

*Western Athletic Conference game

Dates and Times are subject to change

Media Information

Assoc. AD for Comms Jim Christman
Cell 847-560-1300
Email..... jchris24@csu.edu

Athletic Comms Coord..... Sam Brief
Cell 847-494-6726
Email..... sbrief@csu.edu

Emil & Patricia Jones Convocation Center

Capacity..... 7,000
Opened..... 2007

Probable Starters

	HT	WT	YR	POS	PPG	RPG	A	BLK	STL
5 Favour Chukwukelu	6-1	170	Jr.	G	4.4	1.7	8	1	6
22 Teddy Bayi Ba Mandeng	6-9	200	Jr.	F	3.0	4.0	4	4	5
24 Jahsean Corbett	6-6	195	Fr.	G	11.4	7.3	7	6	7
11 Brandon Betson	6-1	180	Jr.	G	15.3	2.3	31	2	14
15 Coreyoun Rushin	6-6	200	Sr.	G	8.4	6.8	8	7	9

Off the Bench

	HT	WT	YR	POS	PPG	RPG	A	BLK	STL
0 J.J. Harris	6-3	190	Fr.	G	3.7	1.9	8	0	4
1 Andrew Lewis	6-3	180	Sr.	G	2.7	1.5	3	0	2
2 Dominique Alexander	5-10	160	Sr.	G	4.8	1.9	17	1	11
3 Bryce Johnson	6-3	172	Fr.	G	8.8	3.2	2	3	0
10 Carlo Marble	6-5	200	Sr.	G	0.3	1.0	1	2	2
12 Ali Abdou Dibba	6-4	185	Fr.	G	0.0	0.0	0	0	0
14 Pierce Blount	6-1	185	Fr.	G	0.0	0.0	0	0	0
21 Kedrick Green, Jr.	6-2	180	Fr.	G	5.8	3.2	15	0	4
23 Jincho Rivera	6-5	195	Fr.	G	0.0	0.0	0	0	0
25 Noah Bigirumwami	6-10	225	Sr.	F	1.3	1.9	4	1	0

On the Road Again...

The Chicago State men's basketball team returns to the road for their final non-conference games of the season, traveling to Indianapolis to take on IUPUI on Thursday, Dec. 16 at 7 p.m. at Indiana Farmers Coliseum.

The game is the first of five consecutive road games, the first three of which will close out non-conference play (at IUPUI 12/16, at Drake 12/19 and Iowa State 12/21) before opening Western Athletic Conference play at Grand Canyon (12/30) followed by a trip to New Mexico State (1/1/2022).

The Jaguars enter Thursday's game with a 1-8 record and have lost three consecutive games, last winning at home, 61-41, over Spalding University Nov. 23. IUPUI is 1-2 at home this season. This will be the 24th meeting between the two schools, with IUPUI holding a 12-11 advantage in the all-time series, including wins in the last three contests. The two teams last played Feb. 27, 2008 with the Jaguars earning an 89-75 victory in Chicago. The last Cougars win in the series dates back to 2006 when CSU won 57-53 in March on a neutral floor (Tulsa, OK) while earning a 74-66 win at home a week earlier (2/23/06). The last time the Cougars left Indianapolis with a victory dates back to Feb. 8, 2001, when Chicago State topped IUPUI 68-58.

Last time out...vs. Northern Illinois...

Dominique Alexander shot and made a season high five free throws.

Teddy Bayi Ba Mendeng started his fifth consecutive game, playing a season high 26 minutes. He attempted a season-high eight free throws and had a season-high two steals. He also tied season highs in three-point attempts (1) assists (1) and free throws made (2).

Brandon Betson established new season highs in free throws made (4) and attempted (5), blocks (2) and steals (3).

Quick Facts

General Information

Location Chicago, Ill.
 Founded 1867
 Enrollment 4,767
 Nickname..... Cougars
 Colors Green and White
 Affiliation..... NCAA Division I
 Conference Western Athletic Conference
 President Z. Scott
 Director of Athletics..... Elliott Charles
 Faculty Athletic Rep..... Dr. June Price-Shingles

Team History

First Year of Basketball..... 1966-67
 First Year of Division I Basketball 1984-85
 All-Time Record..... 572-994
 All-Time Division I Record 276-768
 Postseason Appearances..... CIT (2013)

Basketball Information

Head Coach..... Gerald Gillion
 Alma Mater Florida State, '08
 Record at CSU 3-7, 1st season
 Career Record Same
 Associate Head Coach Baronton Terry
 Assistant Coach..... Tramaine Stevens
 Assistant Coach..... Jelani Hewitt
 Athletic Trainer..... Alex Reamy
 Sports Performance..... Ryan Henry

Team Information

2020-21 Record..... 0-9
 WAC Record..... 0-0
 Home 0-0
 Away 0-7
 Neutral..... 0-2
 Letterwinners Returning/Lost..... 4/10
 Starters Returning/Lost..... 3/3
 Newcomers..... 11

Notes

Favour Chukwukelu made his third consecutive start and has played a season high 36 minutes in each of the last two games. He also had a season six rebounds against the Huskies.

Jahsean Corbett tied season highs with two assists and two blocks. He has scored in double figures in seven of 10 games this season and is averaging 15.2 points per game and 8.6 rebounds per game over CSU's last five games.

J.J. Harris attempted season highs in field goals (8), three pointers (6) and free throws (2) and tied season highs in three-point field goals made (2), free throws attempted (2), assists (2) and points (10).

Previously...

Favour Chukwukelu came off the bench and established several season highs at Loyola Maryland. He played a season-high 29 minutes (previous high was 14) and, after converting only one three-point field goal in the previous six games, was 4-of-8 from beyond the arc for a season-high 12 points. Chukwukelu also had a season high two rebounds, two assists and two steals.

Freshman **Bryce Johnson** who has not played in the last four games, put together a pair of impressive scoring efforts earlier this season. After not scoring in the first game against St. Thomas extending into the first half against SIUE, Johnson scored 17 second-half points to key the win. In a span of one minute, he nailed a three-point field goal (13:58), converted a traditional three-point play with a put back, foul and free throw and nailed another three pointer (12:57) to turn a one-point deficit into a seven-point Cougars lead. A little over a minute later, after SIUE cut the lead to five, he hit another three to account for 12 of CSU's 13 points in a two-minute span. Then, after being held scoreless in the first half at Pacific, he scored a game-high 24 second-half points on 8-of-13 shooting, including 5-of-9 three-point field goals.

Brandon Betson was named the TicketSmarter Western Athletic Conference Men's Basketball Player of the Week for November 8-14. A junior guard from Hercules, California, he earned the honor leading the Cougars in scoring in their two season-opening wins. He opened the season with 22 points and four assists in a 77-72 win over St. Thomas, then added 18 points and three assists in a 67-56 win over visiting SIUE. On the week, he averaged 20.0 points per game on 14-of-27 shooting (.519).

Betson was an all-conference performer at each of his two previous stops, earning first-team All-Central Conference at Daytona State as a sophomore where he had seven 20+-point scoring performances with a season-high 30 and was named first-team IEAC at San Bernardino College as a freshman where he averaged 19.5 points per game with 12 20+-point scoring performances with a season-high 45 points. He also averaged 45.2 percent from the field, including 41.5 percent from beyond the three-point arc.

Senior **Coreyoun Rushin** is the only Chicago native on the Cougars roster. Rushin, a 2017 Chicago Sun-Times All-State, Chicago Public League All-City and Red-West All-Conference performer, transferred to Chicago State from Idaho State. He played in just two games last season as a transfer for the Cougars, gaining immediate eligibility based on an NCAA Division I Council vote which granted a blanket waiver to allow all Division I transfers to play immediately in 2020-21. After just two games, CSU suspended the season.

Chicago State's season-opening win over St. Thomas was head coach **Gerald Gillion's** first as a collegiate head coach ... That win also snapped a 28-game Cougars losing streak, dating back to December 2019, an 89-81 win over SIUE in Edwardsville, Illinois ... The game against St. Thomas was the Cougars first action in nearly a year, last playing Dec. 20, 2020, in what turned out to be a nine-game, COVID-shortened 2020-21 season ... The Cougars win over SIUE (67-56) marked the Cougars first two-game win streak over Division I opponents since the 2014-15 season (Feb. 26 vs. GCU, W, 74-70; Feb. 28 vs. Utah Valley, 65-44) ... Chicago State won three straight home games for the first time since 2018-19 after winning the first three home games of the 2021-22 season.

Notes

New Face on the Floor...

Freshman **Ali Abdou Dibba** is set to make his Cougars debut, joining the team in Chicago Dec. 15. The Stockholm, Bredang, Sweden native was recently cleared to travel to the United States and is expected to join his teammates on the floor at some point during the current five-game road trip.

Scouting the Jaguars...

The Jags will open a four-game homestand against Chicago State and are looking to snap a three-game skid and get the offense on track on its home floor. While IUPUI (1-8) has been stingy defensively, leading the Horizon League and ranking 65th in the country in scoring defense, the offense has struggled to make shots and take care of the ball. IUPUI comes in shooting 37.4 percent from the floor and 25.5 percent from beyond the arc while turning the ball over 18.6 times per game.

The Jaguars B.J. Maxwell and Mike DePersia are the only two players to have played significant Division I minutes at this point and have inserted two freshmen in the starting five all season long in KJ Pruitt and Boston Stanton III.

Graduate transfer and former Detroit Titan B.J. Maxwell has been IUPUI's top weapon thus far, leading the team in scoring (12.5 ppg) and rebounding (5.4 rpg) and easily pacing the squad in field goal attempts (101), three-point attempts (41) and free throw attempts (28), despite missing a full game due to injury. His 101 shot attempts are more than 23 percent of the team's tries as Boston Stanton III is second on the team with 53 attempts.

Early Leaders...

Brandon Betson has led the team in scoring in seven of 10 games this year. Freshman **Bryce Johnson** became the first player other than Betson to outright lead the team in scoring with a 24-point performance at Pacific and fellow freshman **Jahsean Corbett** has led or tied the team in scoring three times.

Favour Chukwukelu led the Cougars in rebounding for the first time this season against UNI while **Jahsean Corbett** has done so five times. **Coreyoun Rushin** has done so on four occasions.

Brandon Betson (seven times) and freshman **Kedrick Green** (two times) have each led the team in assists while **Dominique Alexander** tied Betson against the Huskies and now has tied or led on two occasions as well.

The chart below shows how many times each player has led the team in points, rebounds and assists during their career and this season

Points	Career	2021-22	Reb.	Career	2021-22	Assists	Career	2021-22
A. Lewis	9		Marble	3		A. Lewis	5	
Betson	7*	7*	A. Lewis	2		Marble	1	
Johnson	1	1	Rushin	6	4	Betson	7*^+	7*^+
Corbett	3*	3*	Corbett	5	5	Green	2*	2*
			Chukwukelu	1	1	Alexander	2*^+	2*^+

*Tied for team high vs. Loyola MD

*Tied for team high vs. Loyola MD

^Tied for team high vs. Tenn. St.

+Tied for team high vs. No. Illinois

Standings/Rankings

2021-22 WAC Standings

	Conference	Overall
Grand Canyon	0-0 .000	9-2 .818
California Baptist	0-0 .000	8-2 .800
New Mexico State	0-0 .000	8-2 .800
Stephen F. Austin	0-0 .000	8-2 .800
Abilene Christian	0-0 .000	6-2 .750
Seattle U	0-0 .000	8-3 .727
Utah Valley	0-0 .000	7-3 .700
Dixie State	0-0 .000	5-5 .500
UT Rio Grande Valley ...	0-0 .000	4-6 .400
Sam Houston	0-0 .000	3-6 .333
Chicago State	0-0 .000	3-7 .300
Tarleton	0-0 .000	3-7 .300
Lamar	0-0 .000	2-8 .200

as of 1/14/21

AP Top 25

RK	TEAM	REC	PTS
1	Baylor (61)	9-0	1525
2	Duke	7-1	1429
3	Purdue	9-1	1319
4	UCLA	9-1	1312
5	Gonzaga	8-2	1291
6	Alabama	8-1	1202
7	Kansas	8-1	1181
8	Arizona	9-0	1172
9	Villanova	7-3	924
10	USC	10-0	810
11	Iowa State	10-0	798
12	Michigan State	9-2	707
13	Auburn	8-1	693
14	Houston	8-2	683
15	Ohio State	8-2	656
16	Seton Hall	9-1	636
17	Texas	6-2	583
18	Tennessee	7-2	390
19	LSU	9-0	376
20	UConn	9-2	360
21	Kentucky	7-2	345
22	Xavier	9-1	301
23	Colorado State	10-0	251
24	Arkansas	9-1	241
25	Texas Tech	7-1	164

Others receiving votes: Wisconsin 156, North Carolina 85, Providence 57, Oklahoma 46, San Francisco 36, Illinois 31, West Virginia 24, Loyola Chicago 20, Michigan 8, St. Bonaventure 6, BYU 4, Minnesota 3, Creighton 1

Dropped from rankings: Florida 20, Wisconsin 22, BYU 24

Did You Know ...

Chicago State University Athletic Achievements (2011-present)...**Women's Basketball...** CSU's women's basketball team earned its only postseason appearance in program history in 2011, winning the regular season and conference title, earning a spot in the 2011 Women's Basketball Invitational...**Men's Basketball...** CSU's men's basketball team won the 2013 Great West Conference Tournament title and an appearance in the Collegeinsider.com Postseason Tournament (CIT)...**Men's Outdoor Track & Field...** 2019 4x100-Meter Relay team (Matthew Brown, Olesson Cesalien, Ricordo McKenzie, Carlton Sims) were 2019 Honorable Mention All-Americans and WAC Champion. Their feat marked the first time the Chicago State's men's track & field program was represented at the national meet. Brown (100m) and McKenzie (200m) established new CSU outdoor records in their respective events while the duo teamed with Sims and Cesalien to establish new school records in both the 4x100m and 4x200m relays in 2019...2019 WAC 100-Meter Dash Champion Matthew Brown...**Men's Indoor Track & Field...** 2019 WAC 200-Meter Dash Champion Ricordo McKenzie, 2019 WAC 60-Meter Dash Champion Matthew Brown...**Women's Outdoor Track & Field...** 2018 WAC Champion 400-Meter Dash Jocindra Glee...**Women's Indoor Track & Field...** 2017 and 2018 WAC Champion 400-Meter Dash Jocindra Glee...**Women's Soccer...** Qualified for the WAC Tournament for the first time in school history in 2021...2018 Second Team all-conference MF Sara Quevedo...**Men's Tennis...** Pedro Alvarez, Jakub Zamorski and Javier Sanchez Pradillo were named to the 2020-21 All-WAC men's tennis teams. Alvarez was named First Team All-WAC Singles No. 5 and Second Team All-WAC Doubles along with teammate Sanchez Pradillo. Zamorski was named Second Team All-WAC Singles...**Women's Tennis...** Katarina Drazic and Kristina Pukhaeva were named to the 2020-21 All-WAC women's tennis, the duo was named First Team All-WAC Doubles No. 1 while Sofiya Sedovich and Susana Andres were named Women's All-WAC Honorable Mention...2019 Diana Borodina/Katarina Drazic named No. 2 First Team All-WAC Doubles and both named second team All-WAC Singles...Diana Borodina named WAC Freshman of the Year in 2019...**Volleyball...** Qualified for the WAC Tournament for the first time in school history in 2021 and also earned its first victory in the tournament. Qualified for the WAC Tournament and established a CSU Division I record 17 wins.

CSU Cougars Head Coach Gerald Gillion

Gerald Gillion was named head men's basketball coach at Chicago State University on July 19, 2021.

Gillion joins Chicago State after one season with the Samford Bulldogs where he was credited with recruiting Samford's most talented class in program history. Prior to joining the Bulldogs, Gillion was as an assistant coach at Tennessee Tech (2017-19) where he helped lead the Golden Eagles to a 19-12 record in his first season in Cookeville (2017-18). He also had a hand in raising the team's grade point average to an impressive 3.4 and in the team's 100 percent graduation rate during his two seasons.

"Coach Gillion is a tremendously talented recruiter and mentor to students," said Director of Intercollegiate Athletics at Chicago State University Elliott Charles. "Gerald has proven that academic, career and leadership development and social engagement of student-athletes are at the center of his competitive approach. His track record of focus on the holistic development of student-athletes has benefited the prospective student recruitment outcomes at all of his previous institutions.

Gillion spent the 2019-20 academic year strengthening his grassroots relationships as program director of Team Breakdown, a top-10 ranked AAU team in the nation. Team Breakdown won back-to-back AAU national championships and its roster is populated with McDonald's All-Americans, over one hundred former Breakdown players going on to play professionally while thousands went on to compete at the Division I level. Gillion has served as team trainer, coach and director of player development since 2008. Some of the players include Kenny Boynton, Brandon Knight, Tony Mitchell, Zabian Dowdell, Malik Fitts, Justin James, Dewan Hernandez, Anfernee Simons, Kai Jones, Matt Bewley and Ryan Bewley among others.

Gillion also spent time as a special assistant to the head coach at South Florida (2014-17) where he was responsible for organizing recruiting activities with coaches, summer camps, planning travel needs, organizing student-manager responsibilities and overseeing the team's academic progress.

He entered college coaching as director of basketball operations at Florida International (2013-14) where he supervised the team's film exchange, provided coaching staff tech support and was responsible for overseeing the player's academic progress.


Gillion began his coaching career as the head coach at Northeast High School (2008-13) where he transformed the boys program that only won 10 games in four years to a team that won over 20 games and a district championship in his first season as head coach. He also coached the girls program, leading a dramatic turnaround in that program as well.

Among the list of pro athletes Coach Gillion has developed over the years, the most recent standouts are the Bewley twins, Matt and Ryan Bewley. As the first U.S. born athletes to sign pro contracts before exhausting high school eligibility, the twins are making headlines for their ability and unconventional decision. Gillion is credited with teaching, training, and coaching them as freshmen when they attended Northeast High School.

Gillion earned his Bachelor's Degree in Social Science from Florida State University in 2008.



2021-22 Chicago State University Cougars



Coaching Staff



Gillion Begins a New Era of Cougars Basketball

WAC Preseson Polls

WAC Coaches and Media Select NM State, Aggies' Rice as Preseason Favorites

NM State is the preseason favorite to win the Western Athletic Conference men's basketball title in 2021-22, while the coaches and media selected Seattle's Darrion Trammell and UVU's Fardaws Aimaq, respectively, as the WAC Preseason Player of the Year in a vote of the league's media and 13 head coaches, who could not vote for their own team or players.

2021-22 Preseason Men's Basketball Coaches' Poll

Rank	Teams (1st-Place Votes)	Points
1.	NM State (8)	138
2.	Grand Canyon (3)	131
3.	Stephen F. Austin (1)	106
4.	Utah Valley	103
5.	Abilene Christian (1)	92
6.	Seattle U	90
7.	Sam Houston	86
8.	California Baptist	84
9.	Tarleton	48
	UT Rio Grande Valley	48
11.	Lamar	41
12.	Dixie State	35
13.	Chicago State	12

Preseason Men's Basketball Coaches' All-WAC First Team

Fardaws Aimaq, R-So., C, Utah Valley
 Teddy Allen, R-Jr., G NM State
 Jovan Blacksher Jr., Jr., Grand Canyon
 Riley Grigsby, Jr., G/F, Seattle U
 Gavin Kensmil, Sr., F, Stephen F. Austin
 Jabari Rice, R-Jr., G, NM State
 Ty Rowell, R-Jr., G, California Baptist
 Darrion Trammell, So., G, Seattle U

Preseason Player of the Year: Darrion Trammell, Seattle U

2021-22 Preseason Men's Basketball Media Poll

Rank	Teams
1.	NM State
2.	Stephen F. Austin
3.	Grand Canyon
4.	Abilene Christian
5.	Utah Valley
6.	California Baptist
7.	Sam Houston
8.	Seattle U
9.	Tarleton
10.	Lamar
11.	UT Rio Grande Valley
12.	Dixie State
13.	Chicago State

Preseason Men's Basketball Media All-WAC First Team

Fardaws Aimaq, R-So., C, Utah Valley
 Jovan Blacksher Jr., Jr., G, Grand Canyon
 Montre' Gipson, Sr., G, Tarleton
 Gavin Kensmil, Sr. F, Stephen F. Austin
 Demarkus Lampley, Sr., G, Sam Houston
 Jabari Rice, R-Jr., G, NM State
 Ty Rowell, R-Jr., G, California Baptist
 Darrion Trammell, So., G, Seattle U

Preseason Player of the Year: Fardaws Aimaq, Utah Valley

2021-22 Cougars Season Preview

A new era in Chicago State men's basketball is set to get under way Tuesday, Nov. 9, at the Jones Convocation Center. First-year head coach Gerald Gillion will make his college-coaching debut for the Cougars, introducing 12 new Cougars players to a team which returns just three players from last year's COVID-shortened season (Andrew Lewis, Carlo Marble and Coreyoun Rushin). CSU will open the 2021-22 campaign with back-to-back home games against Division I opponents for the first time since 1989-90, welcoming St. Thomas on Nov. 9, followed by SIUE on Nov. 12.

"I'm excited for that first game for sure," Gillion said. "It'll be my first game as a head coach and a lot of the guys first game as a collegiate athlete and, for others, it's the first game that starts a new era, a championship era in Chicago State basketball. That first game is going to be extremely special for multiple reasons."

Gillion comes to Chicago State after one season with the Samford Bulldogs and three seasons at Tennessee Tech (2017-19) where he helped lead the Golden Eagles to a 19-12 record in his first season in Cookeville (2017-18). He also spent time as a special assistant to the head coach at South Florida (2014-17) and entered college coaching as director of basketball operations at Florida International (2013-14).

Like any first-year head coach, whether it's at a new institution or making a head coaching debut, the goal is to establish a culture.

"I want to set a foundation of excellence throughout the program, especially with our younger guys," Gillion said. "The goal is to have them do the things that are required both on and off the court, day in and day out. Basically, I tell those guys to win each day, doing the things you're asked to do and laying a foundation of excellence."

"On the court, win, lose or draw, we want to win the rebounding margin, we want to win the free-throw margin and we want to win the turnover margin. If we do those things we feel we're going to be in any game that we play and those things are indicative of how hard you're playing. If we can get to the free throw line, limit turnovers and rebound the basketball, we're going to be in a good position. Off the court, the requirements don't change. I'm expecting those guys to perform inside the classroom. 3.0 is the men's basketball standard and I'm expecting these guys to get out into the community, get people to the game and let people know what Chicago State basketball is all about."

The opening roster will consist of three returning starters, one additional returning letter winner and 12 newcomers to Division I basketball, which includes five transfers and seven freshmen.

Returning Starters

Andrew Lewis (G, 6-3, 180, Sr., Milwaukee, WI/St. Cloud State)
 Carlo Marble (G, 6-5, 200, Sr., Des Moines, IA/Kirkwood C.C.)
 Coreyoun Rushin (G, 6-5, 200, Sr., Chicago, IL/Idaho State)



Andrew Lewis



Carlo Marble



Coreyoun Rushin

Hello and Goodbye

Western Athletic Conference Commissioner Jeff Hurd announced on Jan. 14, 2021, membership invitations issued by the conference's Board of Directors to five universities have been accepted effective July 1, 2022.

Four of the institutions – Abilene Christian University, Lamar University, Sam Houston State University and Stephen F. Austin State University – are in Texas and were previously members of the Southland Conference. The fifth, Southern Utah University, is a member of the Big Sky Conference.

The additions will create a 13-team conference that will be divided into two divisions for team sports other than football, men's basketball and women's basketball. One division will consist of the Texas-based institutions including current WAC members Tarleton State University and The University of Texas Rio Grande Valley. The other division will include Southern Utah along with Dixie State University, New Mexico State University, Grand Canyon University, California Baptist University, Seattle University and Utah Valley University.

Men's and women's basketball will feature both divisional and crossover play with the number of conference games to be played still to be determined. The conference's tournament will remain in Las Vegas.

In conjunction with the WAC expansion announcement, Chicago State University announced it will leave the Western Athletic Conference in June 2022. CSU joined the WAC in 2013 as a part of a six-university expansion, which included the University of Missouri-Kansas City (UMKC). The WAC's original expansion plan was to develop a Midwest division with Chicago State and UMKC as the anchors. UMKC left the conference in July 2020. Over time, the WAC has added members located in south and western regions of the country.

Chicago State Director of Athletics Elliott Charles said, "Chicago State University is thankful for our partnership with the WAC and its member institutions. Our programs and department have grown and expanded during this time. Looking ahead, Chicago State Athletics will continue its student-first approach in our Division I program as we plan for our future."

"In terms of the players returning, all of them have different attributes that I really love," Gillion said.

"Andrew (Lewis) can really score the ball. He's been working on his jumper throughout the summer and early fall, getting inside the gym with the assistant coaches and he's really developed a nice, flat-footed shot and he's really active on the defensive end.

"Carlo (Marble), in his next life, he's going to be a coach. I see it in him. He has a great understanding of the game. He's knows what going on both on and off the court.

"Coreyoun (Rushin) is a ball of energy, especially on offense. He finds a way to create offense for himself. He doesn't demand the ball but he's going to fill up the stat column at the end of the game, rebounding, assists and points."

"All of them bring a tremendous value to the team in different areas."

Returning Letterwinner

Noah Bigirumwami, F, 6-10, 225, Sr., Santa Clarita, CA/ San Bernardino Valley)
Opted out in 2020-21 but returns for 2021-22.



Noah Bigirumwami

"Like all of our guys, we expect them all to be able to dribble, pass, shoot and post," Gillion said. "It just so happens that Noah (Bigirumwami) is doing that at 6-10. I have a lot of expectations for him but it starts on the defensive side of things. I'm fully expecting him to be able to rebound and block shots. For me, he's going to have to be able to challenge shots and I don't necessarily mean block every shot but expecting him to challenge shots and rebound the ball."

Transfers


Dominique Alexander (G, 5-10, 160, Sr., Los Angeles, CA/Compton)
Brandon Betson (G, 6-1, 180, Jr., Hercules, CA/Daytona State)
Favour Chukwukelu (G, 6-1, 170, Jr., Las Vegas, NV/Miles Community College)
Teddy Bayi Ba Mandeng (F, 6-9, 200, Jr., Paris, France/St. Petersburg College)



Dominique Alexander



Brandon Betson



Favour Chukwukelu



Teddy Bayi Ba Mandeng

Rule Changes

Shot clock

To permit but not require tenths of a second to be displayed on the shot clock.

Rationale: To clarify an omission in the rules book on shot clocks that have the ability to be set to the tenth of a second.

This permissive rules change does not require institutions to have shot clocks that can be set to the tenth of a second.

Undershirts

To permit long-sleeved undershirts or compression shirts under the jersey. A long-sleeved undershirt/compression shirt may have one manufacturer's logo meeting the size restriction of Rule 1-25.2.

Rationale: The rules committee is seeing frequent waiver requests for long sleeved undershirts to be worn under the game uniform. This change aligns with the women's basketball rule on undershirts.

Replacement of a player

To establish the sounding of the horn 20 seconds before the expiration of time to replace a disqualified player or an injured player.

Rationale: The current playing rules permit 15-seconds to replace a disqualified player and 20-seconds to replace an injured player. This change will align both of those times and make it easier for officials and the official timer.

Out of bounds

To establish that when the ball goes out of bounds during jump balls where possession is not initially obtained that the shot clock will be set to 20 seconds when the throw in is in the front court and 30 seconds if it is in the back court.

Rationale: This corrects an omission in the rules book on jump ball plays.

Basket interference

To permit official's discretion in determining basket interference when a player touches the net.

Rationale: Incidental contact with the net which has no effect on the ball should not be deemed basket interference.

Double/simultaneous fouls

To establish when double fouls or simultaneous fouls occur, there shall be no free throws awarded when the penalty for each foul is equal.

Rationale: This reduces the number of game stoppages to shoot free throws and is equitable to both teams.

2021-22 Cougars Season Preview *(cont.)*

"Our junior college transfers, Brandon Betson, Favour Chukwukelu, Dominique Alexander and Teddy Bayi Ba Mandeng, all of those guys, they bring a lot of positive things to the table and Anthony Hamilton is an interesting case," Gillion said.

"Dominique (Alexander) is a ball of energy. He's really going to make an impact on the defensive side of the ball," Gillion said. "He's a solid floor general and he can knock down shots.

"Brandon Betson is probably one of the best, natural one-on-one creators that I've seen in awhile and I think, in the end, he'll be a key contributor for us.

"Favour (Chukwukelu) is one of those guys who will do whatever is asked. If you need him to guard the best player, he's going to be able to do that, he can really shoot the ball, shot close to 50 percent at the junior college level. One of his best attributes is that he really listens and he's really bought in to what I'm asking him to do. So, because of that, he's going to play.

"Big Teddy (Bayi Ba Mandeng), I'm expecting him to be able to rebound and block shots on the defensive end and like everybody, you have to be able to dribble, pass, shoot and post. The post has been solid, the passing and ball handling has been solid and I love the fact that he's working on his jumper every day."

Freshmen

Jahsean Corbett (G, 6-6, 195, Fr., Kissimmee, FL/West Oaks Academy)

Robert Pierce Blount (G, 6-1, 185, Fr., Lutz, FL/Tampa Preparatory School)

Kedrick Green (G, 6-2, 180, Fr., Atlanta, GA/Central Pointe Academy)

Bryce Johnson (G, 6-3, 172, Fr., Orlando, FL/Oldsma Christian)

Jameon "J.J." Harris (G, 6-3, 190, Fr., Tallahassee, FL/West Oaks Academy)

Jincho Rivera (G, 6-5, 195, Fr., Carolina, Puerto Rico/St. Joseph HS)



Jahsean Corbett



Pierce Blount



Kedrick Green



Bryce Johnson



J.J. Harris

Rule Changes

Starting lineup

To permit officials to penalize failure to supply the names of the five starting players before the ten-minute mark prior to the game until the end of the first half.

Rationale: Under the current rules, an official is only permitted to penalize teams for failure to supply the names of the five starting players prior to the start of the game, and the officials are not aware of the starting players until the game starts.

Live statistics

To permit the transmission of live statistical data to the bench area for coaching purposes and to allow conferences to experiment with preloaded and live video on the bench during conference games and tournaments.

Rationale: For the past two seasons, the rules committee permitted conferences to experiment with the transmission of live statistical data to the bench. This experimentation was met with approval from the coaches and other stakeholders. Allowing conferences to experiment with video next season will provide the rules committee with additional data and feedback with regard to expanding the use of technology on the bench.

Instant Replay

To permit officials to use Instant Replay to determine which team caused the ball to be out of bounds but only when a call has been made in the last two minutes of the game.

Rationale: This allows officials to review and determine who caused the ball to go out of bounds when an official has made a call. The previous rule would have required a deflection among two players in order to review.

Instant Replay

Following a monitor review for basket interference or goaltending, the game clock shall be reset to the time the violation actually occurred in cases when the official's call was correct. When the Instant Replay review indicates no violation has occurred, the game clock shall be reset to the time when the official thought the violation occurred.

Rationale: To be accurate and consistent when placing time back on the clock during late game situations. This monitor review is permissible only in the last two minutes of the game.

"The freshmen have been good. Really, really good," Gillion said. "We play against each other and they've been able to hold their own, if not dominate, so I'm expecting the freshmen to be key contributors from day one. I'm really high on my freshman class."

"Jahsean (Corbett) has been my biggest surprise since I got to Chicago State. His development has been remarkable. I'm excited to see him out on the court."

"Bryce (Johnson) has showed a lot of promise. He has been doing a tremendous job of living inside the gym, working on a lot of the things he's lacking. To this day he's gained about 11 pounds since the day he arrived so I'm expecting his work ethic to show on the court."

"J.J. Harris is a very talented freshman, he just has some things he has to learn, managing time, he has some injuries. There's a lot that is expected but the talent level is there."

"That's the same thing with Jincho (Rivera). He's extremely talented, 6-5, can dribble, pass, shoot and post, he understands the game of basketball, he just has to learn the off-the-court, life schedule balance."

"Kedrick Green is a natural floor leader, smallest guy on the court, probably has the biggest heart. He's going to get you in your sets, can knock down the open shots. He's won everywhere he's been and has an immediate impact on the game."

"Pierce (Blount) is another guy, extremely hard working, they spend a lot of time in the gym, they drag each other into the gym. Pierce is in the Honors College and he does an unbelievable job of setting a positive example for our team on what needs to be done on and off the court and how to balance being a student and being a basketball player."

Preseason Rankings

Chicago State was picked by both the Western Athletic Conference coaches and media to finish 13th in the 13-team league in preseason voting.

"It's definitely a sense of motivation," Gillion said. "I don't think anyone plans going into anything they do to finish last. It's great locker room talk and, it gives the guys something to look forward to, but, at the end of the day, it is preseason and the ball still has to bounce, people still have to come and see. I don't mind it, use it as chalk talk, locker-room talk but the ball still has to go up and we still have to play the game."

"I feel excited about the team though, really, really excited. We have some really good pieces. Guys are showing every day that they're ready to take this next step and put Chicago State as a place where we're a household name."





2021-22 Chicago State University Cougars Alphabetical Roster

2	Dominique Alexander	G	5-10	160	Sr.	Los Angeles, California / Gardena / University of Antelope Valley, Compton
22	Teddy Bayi Ba Mandeng	F	6-9	200	Jr.	Paris, France / St. Petersburg (Fla.) College
11	Brandon Betson	G	6-1	180	Jr.	Hercules, California / San Bernardino Valley College / Daytona State
25	Noah Bigirumwami	F	6-10	225	Sr.	Santa Clarita, Calif. / Village Christian / San Bernardino Valley College
14	Robert Pierce Blount	G	6-1	185	Fr.	Lutz, Florida / Tampa Preparatory School
5	Favour Chukwukelu	G	6-1	170	Jr.	Las Vegas, Nevada / Miles Community College (MT)
24	Jahsean Corbett	G	6-6	195	Fr.	Kissimmee, Florida / West Oaks Academy
12	Ali Abdou Dibba	G	6-4	185	Fr.	Stockholm, Bredang / Central Pointe Academy
21	Kedrick Green, Jr.	G	6-2	180	Fr.	Atlanta, Georgia / Central Pointe Academy
0	Jameon "J.J." Harris	G	6-3	190	Fr.	Tallahassee, FL / West Oaks Academy
3	Bryce Johnson	G	6-3	172	Fr.	Orlando, Florida / Oldsmar Christian
1	Andrew Lewis	G	6-3	180	Sr.	Milwaukee, Wis. / Milwaukee Vincent H.S. / St. Cloud St/Highland Community College
10	Carlo Marble	G	6-5	200	Sr.	Des Moines, Iowa / West Des Moines Valley Kirkwood C.C.
23	Jincho Rivera	G	6-5	195	Fr.	Carolina, Puerto Rico / St. Joseph High School
15	Coreyoun Rushin	G	6-5	200	Sr.	Chicago, IL / Westinghouse College Prep / College of Southern Idaho / Idaho State

PRO-NUN-CEE-A-SHUNS

Coaching Staff

Gerald Gillion: (like million, with a G)
 Baronton Terry: (baron-ton)
 Tramaine Stevens: (truh-maine)
 Jelani Hewitt: (juh-loni hue-it)

Players

Dominique Alexander: (domma-neek)
 Teddy Bayi Ba Mandeng: (bye-ee bah mon-dang)
 Noah Bigirumwami: (bee-gee-roo-wahm-ee)
 Robert Pierce Blount: Goes by Pierce (blunt)
 Favour Chukwukelu: (favor choo-koo-kell-oo)

Jahsean Corbett: (juh-shawn)
 Jameon "J.J." Harris: Goes by J.J.
 Jincho Rivera: (heen-cho)
 Coreyoun Rushin: (corey-on russian)

2021-22 Chicago State University Cougars Numerical Roster

0	Jameon "J.J." Harris	G	6-3	190	Fr.	Tallahassee, FL / West Oaks Academy
1	Andrew Lewis	G	6-3	180	Sr.	Milwaukee, Wis. / Milwaukee Vincent H.S./St. Cloud St./Highland Community College
2	Dominique Alexander	G	5-10	160	Sr.	Los Angeles, California / Gardena University of Antelope Valley, Compton
3	Bryce Johnson	G	6-3	172	Fr.	Orlando, Florida / Oldsmar Christian
5	Favour Chukwukelu	G	6-1	170	Jr.	Las Vegas, Nevada / Miles Community College (MT)
10	Carlo Marble	G	6-5	200	Sr.	Des Moines, Iowa / West Des Moines Valley Kirkwood C.C.
11	Brandon Betson	G	6-1	180	Jr.	Hercules, California / San Bernardino Valley College / Daytona State
12	Ali Abdou Dibba	G	6-4	185	Fr.	Stockholm, Bredang / Central Pointe Academy
14	Robert Pierce Blount	G	6-1	185	Fr.	Lutz, Florida / Tampa Preparatory School
15	Coreyoun Rushin	G	6-5	200	Sr.	Chicago, IL / Westinghouse College Prep / College of Southern Idaho / Idaho State
21	Kedrick Green, Jr.	G	6-2	180	Fr.	Atlanta, Georgia / Central Pointe Academy
22	Teddy Bayi Ba Mandeng	F	6-9	200	Jr.	Paris, France / St. Petersburg (Fla.) College
23	Jincho Rivera	G	6-5	195	Fr.	Carolina, Puerto Rico / St. Joseph High School
24	Jahsean Corbett	G	6-6	195	Fr.	Kissimmee, Florida / West Oaks Academy
25	Noah Bigirumwami	F	6-10	225	Sr.	Santa Clarita, Calif. / Village Christian / San Bernardino Valley College

2020-21 Cougars Statistics

#	Player	GP-GS	MIN	AVG	FG		3PT		FT		Rebounds				PF	DQ	A	TO	BLK	STL	PTS	AVG
					FG-FGA	FG%	3FG-FGA	3FG%	FT-FTA	FT%	OFF	DEF	TOT	AVG								
15	Rushin, Coreyoun	2-2	75	37.5	10-17	.588	0-2	.000	5-6	.833	4	13	17	8.5	5	0	4	9	0	2	25	12.5
05	Johnson, Xavier	9-5	265	29.4	35-101	.347	18-57	.316	18-22	.818	2	18	20	2.2	23	0	19	26	1	6	106	11.8
02	Zeigler, Levelle	7-4	217	31.0	27-70	.386	7-26	.269	15-22	.682	1	12	13	1.9	8	0	17	13	0	4	76	10.9
23	Polynice, Jordan	6-4	150	25.0	19-42	.452	3-11	.273	3-4	.750	4	8	12	2.0	15	1	4	9	2	3	44	7.3
10	Marble, Carlo	9-4	217	24.1	21-60	.350	7-33	.212	5-10	.500	7	20	27	3.0	30	1	8	13	2	10	54	6.0
03	Lewis, Isaiah	7-5	169	24.1	14-47	.298	7-26	.269	6-6	1.000	0	11	11	1.6	16	0	15	6	0	2	41	5.9
01	Lewis, Andrew	2-2	27	13.5	3-13	.231	1-4	.250	3-4	.750	0	1	1	0.5	3	0	0	1	0	0	10	5.0
04	Davis, Ke'Sean	7-5	129	18.4	12-29	.414	0-3	.000	8-15	.533	6	27	33	4.7	24	3	5	25	3	3	32	4.6
00	Jones, Rajeir	9-7	197	21.9	13-45	.289	4-17	.235	10-18	.556	6	14	20	2.2	21	0	7	15	0	9	40	4.4
20	Demuth, Lou	5-0	73	14.6	9-23	.391	2-6	.333	2-2	1.000	2	14	16	3.2	10	0	2	5	1	1	22	4.4
13	Bonds, Aaris-Monte	6-5	129	21.5	7-22	.318	1-8	.125	5-8	.625	5	20	25	4.2	10	0	6	5	3	6	20	3.3
11	Whitehead, Kalil	9-2	152	16.9	10-28	.357	1-10	.100	8-9	.889	5	12	17	1.9	13	0	2	4	1	3	29	3.2
Total		9	1800	200.0	180-497	.362	51-203	.251	88-126	.698	54	180	234	26.0	178	5	89	139	13	49	499	55.44
Opponents			1800	200.0	295-558	.529	81-205	.395	127-183	.694	110	272	382	42.4	132	0	174	104	26	58	798	88.67

Team Statistics	CSU	OPP
SCORING	499	798
Points Per Game	55.4	88.7
Scoring Margin	-33.3	-
FIELD GOALS-ATT	180-497	295-558
Field Goal Pct	.362	.529
3 POINT FG-ATT	51-203	81-205
3PT FG Pct	.251	.395
3PT Made Per Game	5.7	9.0
FREE THROWS-ATT	88-126	127-183
FT Pct	.698	.694
FT Made Per Game	9.8	14.1
REBOUNDS	234	382
Rebounds Per Game	26.0	42.4
Rebounds Margin	-16.4	-
ASSISTS	89	174
Assists Per Game	9.9	19.3
TURNOVERS	140	104
Turnovers Per Game	15.6	11.6
Turnovers Margin	-4.0	-
Assist/Turnover Ratio	0.6	1.7

Conf	Date	Opponent	W/L	Score	Att.
	11/25/20	vs Ohio	L	61-84	132
	11/26/20	at Illinois	L	38-97	143
	11/27/20	vs N.C. A&T	L	44-74	155
	12/03/20	at Eastern Ill.	L	56-78	0
	12/05/20	at Northwestern	L	66-111	0
	12/09/20	at Loyola Chicago	L	51-88	0
	12/15/20	at Illinois St.	L	62-91	0
	12/18/20	at Northern Ill.	L	54-64	0
	12/20/20	at Drake	L	67-111	331

* = Conference game

STEALS	49	58
Steals Per Game	5.4	6.4
BLOCKS	13	26
Blocks Per Game	1.4	2.9
ATTENDANCE	0	474
Dates/Avg Per Date	0-0	7-68
Neutral Site #/Avg	-	2-144

Score by Periods	1st	2nd	Total
Chicago St.	231	268	499
Opponents	361	437	798

2021-22 Cougars Statistics

#	Player	GP-GS	MIN	AVG	FG		3PT		FT		Rebounds				PF	DQ	A	TO	BLK	STL	PTS	AVG
					FG-FGA	FG%	3FG-FGA	3FG%	FT-FTA	FT%	OFF	DEF	TOT	AVG								
11	Betson, Brandon	10-10	346	34.6	55-135	.407	24-65	.369	19-23	.826	7	16	23	2.3	24	1	31	37	2	14	153	15.3
24	Corbett, Jahsean	10-10	304	30.4	41-95	.432	15-38	.395	17-26	.654	23	50	73	7.3	29	2	7	14	6	7	114	11.4
03	Johnson, Bryce	6-6	132	22.0	17-42	.405	10-27	.370	9-11	.818	8	11	19	3.2	9	0	2	4	3	0	53	8.8
15	Rushin, Coreyoun	10-9	289	28.9	35-80	.438	1-8	.125	13-26	.500	23	45	68	6.8	30	0	8	28	7	9	84	8.4
21	Green, Kedrick	6-5	125	20.8	12-40	.300	6-20	.300	5-11	.455	3	16	19	3.2	16	0	15	17	0	4	35	5.8
02	Alexander, Dominique	9-0	180	20.0	13-41	.317	5-15	.333	12-14	.857	7	10	17	1.9	17	2	17	12	1	11	43	4.8
05	Chukwukelu, Favour	10-3	169	16.9	15-36	.417	9-24	.375	5-10	.500	8	9	17	1.7	13	0	8	8	1	6	44	4.4
00	Harris, Jameon "J.J."	9-1	103	11.4	12-37	.324	7-24	.292	2-4	.500	2	15	17	1.9	10	0	8	11	0	4	33	3.7
22	Bayi Ba Mandeng, Teddy	10-5	172	17.2	12-34	.353	0-5	.000	6-16	.375	12	28	40	4.0	26	0	4	10	4	5	30	3.0
01	Lewis, Andrew	6-1	59	9.8	5-20	.250	1-8	.125	5-7	.714	3	6	9	1.5	5	0	3	5	0	2	16	2.7
25	Bigirumwami, Noah	9-0	97	10.8	4-14	.286	1-5	.200	3-9	.333	6	11	17	1.9	29	0	4	14	1	0	12	1.3
10	Marble, Carlo	4-0	24	6.0	0-3	.000	0-2	.000	1-2	.500	3	1	4	1.0	4	0	1	0	2	2	1	0.3
Total		10	2000	200.0	221-577	.383	79-241	.328	97-159	.610	124	239	363	36.3	212	5	108	171	27	64	618	61.80
Opponents			2000	200.0	241-538	.448	84-215	.391	162-226	.717	88	262	350	35.0	185	4	145	147	40	66	728	72.80


Team Statistics	CSU	OPP
SCORING	618	728
Points Per Game	61.8	72.8
Scoring Margin	-11.0	-
FIELD GOALS-ATT	221-577	241-538
Field Goal Pct	.383	.448
3 POINT FG-ATT	79-241	84-215
3PT FG Pct	.328	.391
3PT Made Per Game	7.9	8.4
FREE THROWS-ATT	97-159	162-226
FT Pct	.610	.717
FT Made Per Game	9.7	16.2
REBOUNDS	363	350
Rebounds Per Game	36.3	35.0
Rebounds Margin	1.3	-
ASSISTS	108	145
Assists Per Game	10.8	14.5
TURNOVERS	171	147
Turnovers Per Game	17.1	14.7
Turnovers Margin	-2.4	-
Assist/Turnover Ratio	0.6	1.0
STEALS	64	66
Steals Per Game	6.4	6.6
BLOCKS	27	40
Blocks Per Game	2.7	4.0
ATTENDANCE	1,426	5,762
Dates/Avg Per Date	5-285	5-1,152
Neutral Site #/Avg	-	0-0

Score by Periods	1st	2nd	Total
Chicago St.	244	374	618
Opponents	320	408	728

Conf	Date	Opponent	W/L	Score	Att.
	11/09/21	ST. THOMAS (MN)	W	77-72	300
	11/12/21	SIUE	W	67-56	0
	11/16/21	at Loyola Chicago	L	56-92	2,637
	11/20/21	at UC Santa Barbara	L	50-81	824
	11/22/21	at Pacific	L	58-74	173
	11/28/21	at Bowling Green	L	57-75	1,314
	12/01/21	at Loyola Maryland	L	64-78	814
	12/04/21	TENNESSEE ST.	W	59-49	597
	12/11/21	ILLINOIS ST.	L	71-81	267
	12/13/21	NORTHERN ILL.	L	59-70	262

* = Conference game





The Chicago State men's basketball team tipped off the Gerald Gillion era with a 77-72 win over the St. Thomas Tommies at the Jones Convocation Center, snapping a 28-game losing streak dating back to December 2019. It was the Cougars first action in nearly a year, last playing Dec. 20, 2020, in a nine-game, COVID-shortened 2020-21 season.

"For me, it's really big because it's our first win, my first win," Gillion said. "This is a really great moment, but now we have to focus on the next one. We were down by eight and those guys just kept chipping away. Coreyoun Rushin did a great job of keeping the guys together, just leaning on them and fighting, and fighting and that's what I'm most proud of."

The Cougars Brandon Betson led all scorers with 22 points, converting four of six from beyond the three-point arc, while CSU had five scorers in double figures, including Jahsean Corbett with 14, Coreyoun Rushin and Kedrick Green with 11, and J.J. Harris with 10.

The Cougars jumped out front early before St. Thomas went on a 10-2 run and gained it's first lead of the game, 12-10. At that point, CSU went on a run of its own, Betson, Dominique Alexander and Green made three pointers along with layups by Favour Chukwukelu and Jahsean Corbett and the Cougars lead was 11, 23-12. The Cougars went on a five-minute scoring drought and St. Thomas clawed back with a 14-0 run to take a 30-28 lead. Betson scored the next five points for Chicago State and a Tommies layup ended the first half with the Cougars leading 33-32.

Corbett started the second half the same same way he started the game, nailing a three and Chicago State went on a 7-2 run following a St. Thomas three pointer and the Cougars led 42-37 with 16:42 remaining to play. The two teams then combined to convert six of seven shots, three apiece, and CSU maintained its five-point advantage, 49-44. At that point, St. Thomas got hot from beyond the three-point arc, making three in a row to take a 53-51 lead with 11:18 left in the game. Chicago State tied the contest on a Coreyoun Rushin dunk at 53-53, then the Tommies scored five consecutive points, the exchanged buckets until a Betson three brought the Cougars to within one, 59-58, with 8:03 remaining. St. Thomas responded with a 7-0 run and the Tommies had its largest lead of the game, 66-58. The Cougars responded with a Corbett three and a pair of Kedrick Green free throws to cut the lead to three, 66-63. Following a Tommies three, the Cougars put together an 8-0 run, capped by a layup and free throw by Coreyoun Rushin to tie the game 69-69, and a J.J. Harris bucket for a Cougars 71-69 lead with 2:14 left to play. St. Thomas immediately responded with a three for a short-lived one-point lead, 72-71, but the Cougars put on the defensive clamps and scored the last six points of the game, four coming from the charity stripe and Chicago State earned the five-point victory.

St. Thomas (MN) (0-1,0-0 Summit League) -vs- Chicago St. (1-0,0-0 WAC)
11/09/21 at Emil and Patricia Jones Convocation Center, Chicago, IL

Date: 11/09/21
Time: 7:00 PM
Attendance: 300
Site: Emil and Patricia Jones Convocation Center, Chicago, IL
Referees: Tom O'Neil, Mike O'Neil, Eric Anderson

Score By Period	1	2	Total
St. Thomas (MN)	32	40	72
Chicago St.	33	44	77

St. Thomas (MN) 72

#	Player	GS	MIN	FG	3PT	FT	ORB-DRB	REB	PF	A	TO	BLK	STL	PTS
05	Bjorklund,Parker	*	32	8-11	1-1	2-3	2-7	9	5	2	1	0	0	19
10	Miller,Riley	*	36	5-12	3-9	1-2	0-1	1	2	5	0	0	1	14
04	Nelson,Anders	*	28	4-15	1-5	4-4	0-5	5	1	4	3	0	0	13
24	Lindberg,Ryan	*	34	2-4	2-4	0-0	0-1	1	1	3	1	0	0	6
22	Hedstrom,Burt	*	18	1-5	1-2	0-0	1-2	3	4	0	0	0	0	3
31	Allen,Brooks		23	4-6	4-6	0-0	1-1	2	0	1	1	0	0	12
02	Nau,Ben		15	2-6	1-4	0-0	0-2	2	1	2	1	0	0	5
23	Engels,Will		7	0-1	0-1	0-0	0-1	1	1	0	0	0	0	0
01	Cunningham,Kevin		5	0-0	0-0	0-0	0-2	2	0	0	0	0	0	0
03	Theisen,Zach		2	0-0	0-0	0-0	0-0	0	0	0	0	0	0	0
32	Martinelli,Dom		0+	0-0	0-0	0-0	0-0	0	0	0	0	0	0	0
TM	TEAM		0	0-0	0-0	0-0	3-4	7	0	0	3	0	0	0
Totals		-	200	26-60	13-32	7-9	7-26	33	15	17	10	0	1	72

Team Summary	FG	3PT	FT
First Half	11-33 33.33 %	4-17 23.53 %	6-6 100.00 %
Second Half	15-27 55.56 %	9-15 60.00 %	1-3 33.33 %
Total	26-60 43.3 %	13-32 40.6 %	7-9 77.8 %

Technical Fouls: none **Second Chance Points:** 14 **Scores Tied:** 5 times(s) **Points In the Paint:** 24 **Fast Break Points:** 11
Lead Changed: 8 times(s) **Points off Turnovers:** 4 **Bench Points:** 17 **Largest Lead:** 0 0

Chicago St. 77

#	Player	GS	MIN	FG	3PT	FT	ORB-DRB	REB	PF	A	TO	BLK	STL	PTS
11	Betson,Brandon	*	35	8-14	4-6	2-2	0-2	2	0	4	1	0	1	22
24	Corbett,Jahsean	*	25	5-8	2-4	2-4	1-7	8	2	0	1	0	1	14
15	Rushin,Coreyoun	*	33	5-10	0-1	1-1	2-4	6	1	2	0	3	2	11
21	Green,Kedrick	*	20	3-9	2-4	3-4	0-1	1	3	0	1	0	0	11
03	Johnson,Bryce	*	21	0-2	0-2	0-0	0-4	4	0	1	0	0	0	0
00	Harris,Jameon "J.J."		18	4-6	2-3	0-0	1-1	2	2	1	0	0	1	10
05	Chukwukelu,Favour		14	2-3	0-1	0-0	0-1	1	3	0	0	0	0	4
02	Alexander,Dominique		11	1-1	1-1	0-0	0-1	1	2	0	0	0	1	3
25	Bigirimwami,Noah		10	1-3	0-1	0-0	0-3	3	3	2	2	0	0	2
22	Bayi Ba Mendeng,Teddy		10	0-1	0-1	0-2	0-3	3	2	0	1	0	0	0
01	Lewis,Andrew		3	0-0	0-0	0-0	0-0	0	1	0	0	0	0	0
TM	TEAM		0	0-0	0-0	0-0	0-2	2	0	0	2	0	0	0
Totals		-	200	29-57	11-24	8-13	4-29	33	19	10	8	3	6	77

Team Summary	FG	3PT	FT
First Half	13-27 48.15 %	7-14 50.00 %	0-2 0.00 %
Second Half	16-30 53.33 %	4-10 40.00 %	8-11 72.73 %
Total	29-57 50.9 %	11-24 45.8 %	8-13 61.5 %

Technical Fouls: none **Second Chance Points:** 7 **Scores Tied:** 5 times(s) **Points In the Paint:** 30 **Fast Break Points:** 7
Lead Changed: 8 times(s) **Points off Turnovers:** 13 **Bench Points:** 19 **Largest Lead:** 0 0



The Chicago State men's basketball team beat SIUE 67-56 Friday night at the Jones Convocation Center in Chicago. Freshman Bryce Johnson scored 17 second-half points to key the win and help the Cougars to its first two-game win streak over Division I opponents since the 2014-15 season (Feb. 26 vs. GCU, W, 74-70; Feb. 28 vs. Utah Valley, 65-44).

"It feels real good, but like I said, we have to focus on the next one," head coach Gerald Gillion said. "Bryce Johnson is a player. If you give him shots, he's going to hit them but it's so much more than his game today. He's got to keep playing, keep improving. He's a big-time freshman, like the rest of our freshmen."

One of those freshmen, Kedrick Green helped CSU jump out to an early 8-6 lead, scoring the game's first points, a three pointer, followed by a layup before Brandon Betson chipped in with a three of his own.

SIUE's Ray'Sean Taylor's second three gave SIUE its first lead, 9-6, before Chicago State went on an 11-3 run to go up 17-12 with 11:07 remaining in the first half. Teddy Bayi Ba Mandeng scored on a driving layup and made a couple free throws while Betson converted a pair of layups and Coreyoun Ruhsin also added a layup and free throw during the run.

SIUE chipped away and tied the game 19-19 on a Shaun Doss, Jr., three-point field goal before Bayi Ba Mandeng made a dunk and layup to put CSU back up while Noah Bigirumwami and Andrew Lewis both cracked the scoring column with jumpers and Green capped the scoring with a second effort layup and Chicago State went into the locker room at halftime leading 27-23.

The Cougars from SIUE dominated the early minutes of the second half and jumped out to a 7-0 run before Rushin stopped the run with a jumper but SIUE led 30-29 with 16:26 remaining in the game.

Then, Chicago State freshman Bryce Johnson took over, scoring 12 points during a 15-6 CSU run. Johnson nailed a three, his first collegiate points, then a traditional three with a layup and free throw, then another pair of three-point field goals and CSU led 44-36.

SIUE countered with a 4-0 run to pull within four, 44-40, before Betson scored on a layup and a long three following two Andrew Lewis free throws and CSU was up five, 51-46, with 5:42 left to play.

The game turned into free throw contest at that point, with both teams scoring 13 of the next 19 points from the charity stripe but Betson, Lewis and Rushin each scored jumpers and CSU led 59-53 with 2:23 to play. Then, Bryce Johnson struck again, hitting a three to extend the lead to nine with a minute and a half remaining. Green converted a free throw and Lewis two and the lead ballooned to 12 with under a minute to play for the eventual 11-point victory.

Official Basketball Box Score -- Game Totals -- Final Statistics SIUE vs Chicago State 11/12/21 7:00 PM CT at Chicago, IL

SIUE 56 • 0-2

		Total	3-Ptr	Rebounds										
##	Player	FG-FGA	FG-FGA	FT-FTA	Off	Def	Tot	PF	TP	A	TO	Blk	Stl	Min
03	Taylor,Ray'Sean	* 5-12	2-8	9-11	1	5	6	2	21	0	3	0	4	40
04	Wright,Shamar	* 3-9	1-6	4-6	1	2	3	3	11	1	1	0	0	26
11	Carter,Courtney	* 1-9	0-4	2-2	1	3	4	3	4	1	1	0	2	36
21	Doss Jr.,Shaun	* 3-11	1-5	3-8	4	3	7	2	10	3	0	0	3	26
55	Wright,Lamar	* 2-5	0-0	3-5	2	2	4	4	7	0	3	0	0	22
00	Butler,Zane	0-3	0-2	0-0	1	0	1	0	0	0	0	0	1	12
02	Polk,Desmond	0-3	0-3	0-0	0	1	1	2	0	0	0	1	0	11
05	Curtis,Carlos	0-1	0-0	0-0	0	1	1	0	0	1	1	0	0	4
12	Kurtas,Jonathan	0-1	0-0	0-0	1	0	1	5	0	0	1	1	0	6
22	Matas,Michael	0-0	0-0	3-5	0	1	1	4	3	0	3	0	0	17
Team					1	1	2							
Totals		14-54	4-28	24-37	12	19	31	25	56	6	13	2	10	200

FG % 1st Half: 6-23 26.1% 2nd half: 8-31 25.8% Game: 14-54 25.9%
3FG % 1st Half: 3-14 21.4% 2nd half: 1-14 7.1% Game: 4-28 14.3%
FT % 1st Half: 8-14 57.1% 2nd half: 16-23 69.6% Game: 24-37 64.9%

Deadball
Rebounds
8,2

Chicago State 67 • 2-0

		Total	3-Ptr	Rebounds										
#	Player	FG-FGA	FG-FGA	FT-FTA	Off	Def	Tot	PF	TP	A	TO	Blk	Stl	Min
03	Johnson,Bryce	* 5-7	4-6	3-3	1	1	2	2	17	0	2	1	0	25
11	Betson,Brandon	* 7-15	2-5	2-2	3	1	4	3	18	0	2	0	2	33
15	Rushin,Coreyoun	* 3-6	0-0	1-4	2	8	10	4	7	0	3	1	1	31
21	Green,Kedrick	* 3-11	1-3	1-4	2	4	6	3	8	7	5	0	0	28
24	Corbett,Jahsean	* 0-1	0-1	0-0	1	3	4	5	0	2	2	1	0	15
00	Harris,Jameon "J.J."	0-1	0-1	0-0	0	5	5	1	0	0	2	0	0	7
01	Lewis,Andrew	2-8	0-3	5-7	2	5	7	3	9	1	1	0	1	25
02	Alexander,Dominique	0-1	0-1	0-0	0	1	1	0	0	1	1	0	0	11
05	Chukwukelu,Favour	0-1	0-1	0-0	0	0	0	0	0	0	1	0	0	5
22	Bayi Ba Mendeng,Tedd	2-2	0-0	2-2	0	1	1	4	6	0	1	0	0	12
25	Bigirumwami,Noah	1-1	0-0	0-2	2	2	4	3	2	0	2	0	0	8
Team					2	2	4							
Totals		23-54	7-21	14-24	15	33	48	28	67	11	22	3	4	200

FG % 1st Half: 11-29 37.9% 2nd half: 12-25 48.0% Game: 23-54 42.6%
3FG % 1st Half: 2-12 16.7% 2nd half: 5-9 55.6% Game: 7-21 33.3%
FT % 1st Half: 3-8 37.5% 2nd half: 11-16 68.8% Game: 14-24 58.3%

Deadball
Rebounds
4,1

Officials:
Technical fouls: SIUE-None. Chicago State-Green,Kedrick.
Attendance:

Score by periods	1st	2nd	Total
SIUE	23	33	56
Chicago State	27	40	67

CHICAGO STATE



VS

LOYOLA



GAME 3

FINAL SCORE

5692

The Chicago State men's basketball team ran into a buzzsaw at Gentile Arena Tuesday night, dropping a 92-56 decision to the Loyola Ramblers. Turnovers hurt the Cougars, committing 26 for the game while only committing eight in the opener versus St. Thomas and 22 against SIUE. Loyola led from wire to wire, shooting 56.9 percent from the floor, including 11-23 (47.8) from beyond the three-point arc. Loyola also scored 38 points off CSU turnovers.

Loyola jumped out to an early 8-2 lead, partly to three CSU turnovers leading to Ramblers layups. Jahsean Corbett settled the run, converting a long three to cut the lead to four, 11-7, but CSU turnovers would be a theme in the first half, giving up 17 leading to 27 Ramblers points.

At the 7:58 mark, Loyola broke the game open with a 17-3 run over the next 4:30, extending a 24-15 lead to 39-18 with 3:32 remaining in the first half. The Ramblers closed the half with a 7-4 run, four coming from the charity stripe and went into the locker room at halftime leading 46-22.

Loyola came out of the locker room after halftime and posted a 9-0 run to extend the lead to 33, 55-22, before Brandon Betson hit a three to briefly slow the surge. Betson, who was just named the Western Athletic Conference Men's Basketball Player of the Week Monday, was a bright spot for the Cougars. He scored 21 points on 7-of-12 shooting, which included 4-of-7 from three-point range.

Coreyoun Rushin led the Cougars with nine rebounds while Betson also led the team with four assists.

Chicago State (2-1) -vs- Loyola Chicago (3-0)
11/16/21 at Gentile Arena - Chicago, Ill.

Date: 11/16/21
Time: 7 p.m.
Attendance: 2,637
Site: Gentile Arena - Chicago, Ill.
Referees: Gene Grimshaw, Steve Honacki, Chris Fuller

Score By Period	1	2	Total
Chicago State	22	34	56
Loyola Chicago	46	46	92

Chicago State 56

#	Player	GS	MIN	FG	3PT	FT	ORB-DRB	REB	PF	A	TO	BLK	STL	PTS
11	Betson, Brandon	*	37	7-12	4-7	3-4	0-2	2	1	4	5	0	1	21
15	Rushin, Coreyoun	*	27	3-10	1-5	0-0	2-7	9	3	1	5	1	1	7
24	Corbett, Jahsean	*	31	2-4	1-2	0-0	0-6	6	4	1	1	0	0	5
01	Lewis, Andrew	*	17	2-5	1-1	0-0	0-1	1	1	2	1	0	1	5
03	Johnson, Bryce	*	14	1-3	0-1	0-0	2-0	2	0	0	0	1	0	2
02	Alexander, Dominique		21	4-9	2-2	0-0	2-2	4	1	3	3	0	0	10
00	Harris, Jameon		13	2-6	1-4	0-2	0-1	1	2	2	1	0	0	5
25	Bigirimwami, Noah		8	0-0	0-0	1-2	2-0	2	4	0	3	0	0	1
21	Green, Kedrick		17	0-2	0-2	0-0	0-2	2	1	0	6	0	1	0
22	Bayi Ba Mendeng, Tedd		7	0-0	0-0	0-0	0-0	0	0	0	0	1	0	0
05	Chukwukelu, Favour		5	0-1	0-1	0-0	0-0	0	1	0	0	1	0	0
10	Marble, Carlo		3	0-0	0-0	0-0	0-1	1	0	0	0	0	0	0
TM	TEAM		0	0-0	0-0	0-0	2-0	2	0	0	1	0	0	0
Totals		-	200	21-52	10-25	4-8	10-22	32	18	13	26	4	4	56

Team Summary	FG	3PT	FT
First Half	8-20 40.00 %	4-9 44.44 %	2-2 100.00 %
Second Half	13-32 40.63 %	6-16 37.50 %	2-6 33.33 %
Total	21-52 40.4 %	10-25 40.0 %	4-8 50.0 %

Technical Fouls: none Second Chance Points: 1 Scores Tied: 0 times(s) Points in the Paint: 16 Fast Break Points: 4
Lead Changed: 0 times(s) Points off Turnovers: 5 Bench Points: 16 Largest Lead: 0 0

Loyola Chicago 92

#	Player	GS	MIN	FG	3PT	FT	ORB-DRB	REB	PF	A	TO	BLK	STL	PTS
22	Hutson, Jacob	*	17	7-9	0-0	1-3	1-1	2	0	0	0	0	0	15
30	Uguak, Aher	*	20	5-6	2-2	2-2	1-0	1	0	3	0	0	0	14
12	Kennedy, Marquise	*	21	4-6	0-1	0-0	0-3	3	2	1	3	1	2	8
01	Williamson, Lucas	*	19	2-3	2-3	1-2	0-3	3	1	5	0	1	2	7
04	Norris, Braden	*	25	2-6	1-4	0-0	0-2	2	2	4	0	0	1	5
13	Schwieger, Ryan		22	5-6	4-5	8-8	0-2	2	1	3	1	1	1	22
00	Thomas, Saint		17	1-5	1-5	3-4	0-3	3	1	2	1	0	0	6
23	Knight, Chris		6	3-4	0-0	0-1	1-0	1	5	0	3	0	0	6
24	Hall, Tate		16	2-5	1-1	0-0	3-4	7	2	1	1	0	0	5
10	Welch, Tom		17	2-3	0-0	0-0	0-3	3	0	0	0	1	0	4
05	Clemmons, Keith		9	0-2	0-1	0-0	0-0	0	1	2	1	0	2	0
02	Johnson, Ty		6	0-2	0-0	0-0	0-1	1	0	0	1	0	1	0
45	Alcock, Will		5	0-1	0-1	0-0	1-0	1	0	1	0	0	0	0
TM	TEAM		0	0-0	0-0	0-0	0-1	1	0	0	1	0	0	0
Totals		-	200	33-58	11-23	15-20	7-23	30	15	22	12	4	9	92

Team Summary	FG	3PT	FT
First Half	18-32 56.25 %	5-12 41.67 %	5-7 71.43 %
Second Half	15-26 57.69 %	6-11 54.55 %	10-13 76.92 %
Total	33-58 56.9 %	11-23 47.8 %	15-20 75.0 %

Technical Fouls: none Second Chance Points: 10 Scores Tied: 0 times(s) Points in the Paint: 44 Fast Break Points: 6
Lead Changed: 0 times(s) Points off Turnovers: 38 Bench Points: 43 Largest Lead: 42 2nd-11:28

CHICAGO STATE



VS

UC SANTA BARBARA



GAME 4





FINAL SCORE

50

81

The Chicago State men's basketball team dropped the first game of their two-game California road trip, losing to the University of California Santa Barbara 81-50 Saturday afternoon at The Thunderdome in Santa Barbara.

A decisive 16-0 UCSB run at the outset of the game and cold shooting throughout, left the Cougars playing catch up for the duration of the game.

Chicago State scored the first points of the contest, a three pointer from Kedrick Green, before the 16-0 Gauchos run. CSU converted just nine of 32 first half field-goal attempts (28.1 percent), including 2-of-11 from beyond the three-point arc (18.2). Overall, the numbers remained the same, hitting 18-of-83 shots overall (28.6) and 6-of-25 from beyond the three-point arc (24.0).

As he did in the first three games, Brandon Betson led the Cougars in scoring, converting 4-of-12 field goals (33.3), including 1-6 from three (16.7) for 11 points. Coreyoun Rushin led the team in rebounds for the third time this season, with seven

Rushin stopped the initial run with a driving layup and UCSB led 16-5 with 13:12 remaining in the first half. UCSB responded with a 6-0 run to go up 17 points leading to a timeout. Out of the break, J.J. Harris hit a jumper before another UCSB run of five points and the Gauchos led 22-7 near the midway mark of the first half.

Following a pair of UCSB free throws, Betson scored his first points of the game, converting on consecutive possessions and a Rushin layup made for a modest 6-0 Cougars run and cut the lead to 14, 27-13, with 6:51 remaining in the half.

The Gauchos again countered with a run of its own, 6-0 and, following a Teddy Bayi Ba Mandeng layup, UCSB hit a three-point field goal for their largest lead of the game, 21 points, 36-15.

Bayi Ba Mandeng scored again, kicking off a modest 7-2 run to end the half as Bryce Johnson got into the act with a three and Betson ended the first 20 minutes with a pair of free throws with no timing remaining on the clock. The teams went into the locker room at halftime with the Gauchos in command, 38-22.

The teams exchanged baskets at the start of the second half before UCSB quietly went on an 11-2 run to extend the lead to 26, and the game would remain in that range for the remainder of the contest.

Chicago St. (2-2,0-0 WAC) -vs- UC Santa Barbara (2-1,0-0 Big West)
11/20/21 at The Thunderdome, Isla Vista, CA

Date: 11/20/21
Time: 1:00 PM
Attendance: 824
Site: The Thunderdome, Isla Vista, CA
Referees: Justin Shamion, Jeremy Dente, Ian Caldwell

Score By Period	1	2	Total
Chicago St.	22	28	50
UC Santa Barbara	38	43	81

Chicago St. 50

#	Player	GS	MIN	FG	3PT	FT	ORB-DRB	REB	PF	A	TO	BLK	STL	PTS
11	Betson, Brandon	*	35	4-12	1-6	2-2	1-0	1	2	3	6	0	1	11
15	Rushin, Coreyoun	*	33	3-10	0-0	2-4	3-4	7	4	2	1	0	2	8
21	Green, Kedrick	*	15	3-9	2-6	0-1	1-2	3	4	2	0	0	0	8
24	Corbett, Jahsean	*	29	1-4	1-3	1-2	2-4	6	2	0	1	2	0	4
03	Johnson, Bryce	*	21	1-9	1-4	0-0	2-0	2	3	0	0	0	0	3
22	Bayi Ba Mandeng, Teddy		16	3-7	0-0	0-0	1-4	5	3	1	2	0	1	6
02	Alexander, Dominique		24	1-6	0-2	2-2	1-1	2	1	2	0	0	4	4
05	Chukwukelu, Favour		3	1-1	1-1	0-0	0-0	0	0	0	0	0	0	3
00	Harris, Jameon		7	1-2	0-1	0-0	0-0	0	2	0	2	0	0	2
25	Bigirimwami, Noah		15	0-2	0-1	1-2	1-1	2	2	1	2	0	0	1
01	Lewis, Andrew		2	0-1	0-1	0-0	0-0	0	0	0	0	0	0	0
TM	TEAM		0	0-0	0-0	0-0	3-0	3	0	0	0	0	0	0
Totals		-	200	18-63	6-25	8-13	15-16	31	23	11	14	2	8	50

Team Summary	FG	3PT	FT
First Half	9-32 28.13 %	2-11 18.18 %	2-3 66.67 %
Second Half	9-31 29.03 %	4-14 28.57 %	6-10 60.00 %
Total	18-63 28.6 %	6-25 24.0 %	8-13 61.5 %

Technical Fouls: none **Second Chance Points:** 3 **Scores Tied:** 0 times(s) **Points In the Paint:** 20 **Fast Break Points:** 1
Lead Changed: 1 times(s) **Points off Turnovers:** 11 **Bench Points:** 16 **Largest Lead:** 0 0

UC Santa Barbara 81

#	Player	GS	MIN	FG	3PT	FT	ORB-DRB	REB	PF	A	TO	BLK	STL	PTS
12	Sow, Amadou	*	23	5-6	1-1	2-2	1-3	4	3	2	1	1	1	13
10	Wishart, Calvin	*	25	4-5	2-3	2-2	1-2	3	1	3	3	0	3	12
05	Norris, Miles	*	22	4-9	0-3	2-2	1-5	6	1	0	2	2	1	10
03	Sanni, Ajare	*	18	2-5	1-3	5-7	0-5	5	1	2	0	0	0	10
02	Pierre-Louis, Josh	*	27	3-6	0-1	1-2	1-2	3	3	6	2	0	1	7
13	Mitchell, Ajay		25	3-3	2-2	2-2	0-3	3	2	4	3	0	1	10
04	Anderson, Cole		10	1-4	1-3	2-2	0-2	2	1	0	0	0	0	5
14	Kukic, Jakov		5	2-4	1-1	0-0	0-0	0	0	0	0	0	0	5
24	Idehen, Robinson		16	1-2	0-0	1-2	2-2	4	3	0	3	5	0	3
00	Tour?, Sekou		11	0-1	0-1	3-4	0-4	4	0	0	0	0	1	3
23	Bland, Ariel		3	1-2	0-0	0-0	1-1	2	0	1	0	1	0	2
01	Nagle, Jay		15	0-1	0-0	1-2	0-4	4	1	2	0	0	0	1
TM	TEAM		0	0-0	0-0	0-0	0-1	1	0	0	1	0	0	0
Totals		-	200	26-48	8-18	21-27	7-34	41	16	20	15	9	8	81

Team Summary	FG	3PT	FT
First Half	12-24 50.00 %	3-10 30.00 %	11-15 73.33 %
Second Half	14-24 58.33 %	5-8 62.50 %	10-12 83.33 %
Total	26-48 54.2 %	8-18 44.4 %	21-27 77.8 %

Technical Fouls: none **Second Chance Points:** 6 **Scores Tied:** 0 times(s) **Points In the Paint:** 32 **Fast Break Points:** 18
Lead Changed: 1 times(s) **Points off Turnovers:** 14 **Bench Points:** 29 **Largest Lead:** 0 0

CHICAGO STATE

PACIFIC

VS




GAME 5

FINAL SCORE

58 74



The Chicago State men's basketball team lost to Pacific 74-58 Monday night at the Alex G. Spanos Center in Stockton, California, completing the second game of their two-game West Coast road trip, dropping an 81-50 decision to UCSB Saturday afternoon in Santa Barbara.

Chicago St. (2-3,0-0 WAC) -vs- Pacific (3-3,0-0 WCC)
11/22/21 at Alex G. Spanos Center, Stockton, CA

Date: 11/22/21
Time: 7:00 PM
Attendance: 173
Site: Alex G. Spanos Center, Stockton, CA
Referees: Dennis Flannery, Ken Ditty, Toby Doolittle

Score By Period	1	2	Total
Chicago St.	12	46	58
Pacific	33	41	74

Chicago St. 58

#	Player	GS	MIN	FG	3PT	FT	ORB-DRB	REB	PF	A	TO	BLK	STL	PTS
03	Johnson,Bryce	*	28	8-13	5-9	3-4	1-4	5	3	1	1	0	0	24
24	Corbett,Jahsean	*	30	6-11	2-4	1-1	1-5	6	1	0	1	0	1	15
11	Betson,Brandon	*	34	5-9	2-5	2-2	0-2	2	2	3	1	0	1	14
21	Green,Kedrick	*	23	1-6	0-3	1-2	0-4	4	2	2	1	0	2	3
15	Rushin,Coreyoun	*	15	1-6	0-1	0-0	3-2	5	3	0	2	0	0	2
22	Bayi Ba Mendeng,Teddy		21	0-2	0-1	0-0	0-1	1	2	0	1	0	0	0
02	Alexander,Dominique		11	0-6	0-2	0-0	1-0	1	0	0	2	0	0	0
25	Bigirumwami,Noah		11	0-0	0-0	0-0	0-1	1	3	0	1	0	0	0
00	Harris,Jameon		10	0-3	0-2	0-0	1-0	1	1	2	3	0	1	0
01	Lewis,Andrew		8	0-3	0-2	0-0	1-0	1	0	0	1	0	0	0
10	Marble,Carlo		6	0-1	0-1	0-0	0-0	0	0	0	0	0	0	0
05	Chukwukelu,Favour		3	0-0	0-0	0-0	1-0	1	0	0	0	0	0	0
TM	TEAM		0	0-0	0-0	0-0	0-2	2	0	0	0	0	0	0
Totals		-	200	21-60	9-30	7-9	9-21	30	17	8	14	0	5	58

Team Summary	FG	3PT	FT
First Half	4-28 14.29 %	1-12 8.33 %	3-3 100.00 %
Second Half	17-32 53.13 %	8-18 44.44 %	4-6 66.67 %
Total	21-60 35.0 %	9-30 30.0 %	7-9 77.8 %

Technical Fouls: none Second Chance Points: 0 Scores Tied: 0 times(s) Points in the Paint: 24 Fast Break Points: 3
Lead Changed: 0 times(s) Points off Turnovers: 9 Bench Points: 0 Largest Lead: 0 0

Pacific 74

#	Player	GS	MIN	FG	3PT	FT	ORB-DRB	REB	PF	A	TO	BLK	STL	PTS
21	Avdalovic,Luke	*	25	5-6	2-3	0-0	0-3	3	0	2	1	0	0	12
03	Crockrell II,Pierre	*	33	5-7	0-0	0-2	0-4	4	0	7	1	0	1	10
10	Anderson,Alphonso	*	26	4-12	1-5	1-3	2-5	7	1	3	4	0	0	10
13	Bailey,Jeremiah	*	28	2-6	2-4	0-0	1-5	6	2	0	0	0	1	6
15	Freeman, Sam	*	13	1-2	0-0	2-2	1-1	2	3	0	1	0	0	4
01	Bell,Jordan		26	4-8	1-5	3-3	2-7	9	2	1	2	1	1	12
25	Blake,Nick		17	3-5	2-3	0-0	0-3	3	1	1	1	1	0	8
02	Brown,Jalen		5	2-2	2-2	2-2	0-0	0	1	0	1	0	0	8
00	Wilson-Rouse,Khaieb		10	1-3	0-1	0-0	0-0	0	2	1	0	0	0	2
11	Byers,Jaden		9	1-2	0-0	0-0	0-0	0	0	0	0	0	0	2
24	Outlaw,Greg		4	0-0	0-0	0-2	0-0	0	2	1	1	0	0	0
50	Olivera,Gabe		3	0-0	0-0	0-0	0-0	0	3	1	2	0	0	0
14	Edwards,Greydon		1	0-1	0-1	0-0	0-0	0	0	0	0	0	0	0
TM	TEAM		0	0-0	0-0	0-0	1-1	2	0	0	1	0	0	0
Totals		-	200	28-54	10-24	8-14	7-29	36	17	17	15	2	3	74

Team Summary	FG	3PT	FT
First Half	13-29 44.83 %	4-13 30.77 %	3-7 42.86 %
Second Half	15-25 60.00 %	6-11 54.55 %	5-7 71.43 %
Total	28-54 51.9 %	10-24 41.7 %	8-14 57.1 %

Technical Fouls: none Second Chance Points: 6 Scores Tied: 0 times(s) Points in the Paint: 26 Fast Break Points: 4
Lead Changed: 0 times(s) Points off Turnovers: 12 Bench Points: 32 Largest Lead: 0 0

Both teams started slowly at the beginning of the contest as neither team converted a field goal for the first 5:12 of the game before the Tigers scored to go along with three early free throws to jump out 5-0.

The Cougars were 0-of-8 from the field before Brandon Betson made a three to stop a 7-0 Tigers run and stop a 7:49 scoreless streak but the Cougars trailed 7-3 with 12:11 remaining.

At that point, Pacific went on a 9-0 run to extend the lead to 13 before Jahsean Corbett scored on a layup and the Pacific lead was 16-5. Pacific extended the lead to 22-5 with a 6-0 run for a 17-point lead which ballooned to 33-12 halftime lead.

Chicago State shot just 4-of-28 in the first half (14.9 percent) including 1-of-12 from beyond the three-point arc (8.3).

The Cougars warmed up in the second half, scoring 46 points, converting 17-of-32 from the field (53.1) including 8-of-18 from three (44.4) while Bryce Johnson accounted for 24 of those points. The Cougars leading scorer in each of CSU's previous four games, Brandon Betson, scored 14, nine of those coming in the final three minutes of the game. Betson led the team with three assists while Corbett led the team in rebounds with six.



The Chicago State men's basketball team dropped a 75-57 loss to Bowling Green Sunday afternoon at the Stroh Center in Bowling Green, Ohio. The Cougars shot just 20 percent and had 15 turnovers in the first half leaving them to play catch up in their fourth consecutive road game.

Chicago St. (2-4,0-0 WAC) -vs- Bowling Green (3-4,0-0 MAC)
11/28/21 at Stroh Center, Bowling Green, OH

Date: 11/28/21
Time: 2:00 PM
Attendance: 1,314
Site: Stroh Center, Bowling Green, OH
Referees: King Whetstone, Tariq Lucas, Todd Von Sossan

Score By Period	1	2	Total
Chicago St.	15	42	57
Bowling Green	28	47	75

Chicago St. 57

#	Player	GS	MIN	FG	3PT	FT	ORB-DRB	REB	PF	A	TO	BLK	STL	PTS
11	Betson, Brandon	*	37	6-15	5-10	0-0	0-1	1	4	4	9	0	0	17
24	Corbett, Jahsean	*	31	6-13	3-6	1-2	5-8	13	4	0	4	0	0	16
03	Johnson, Bryce	*	23	2-8	0-5	3-4	2-2	4	1	0	1	1	0	7
22	Bayi Ba Mendeng, Teddy	*	25	2-6	0-0	1-2	4-5	9	1	1	2	2	0	5
00	Harris, Jameon	*	16	1-6	1-3	0-0	0-2	2	1	0	1	0	2	3
15	Rushin, Coreyoun		25	1-4	0-0	0-0	0-7	7	2	1	2	0	0	2
02	Alexander, Dominique		18	1-4	0-1	0-0	2-1	3	2	1	3	1	3	2
05	Chukwukelu, Favour		11	1-2	0-1	0-0	0-0	0	1	1	1	0	0	2
01	Lewis, Andrew		4	1-3	0-1	0-0	0-0	0	0	0	2	0	0	2
10	Marble, Carlo		10	0-2	0-1	1-2	3-0	3	4	1	0	2	1	1
TM	TEAM		0	0-0	0-0	0-0	2-1	3	0	0	0	0	0	0
Totals		-	200	21-63	9-28	6-10	18-27	45	20	9	25	6	6	57

Team Summary	FG	3PT	FT
First Half	5-25 20.00 %	1-14 7.14 %	4-6 66.67 %
Second Half	16-38 42.11 %	8-14 57.14 %	2-4 50.00 %
Total	21-63 33.3 %	9-28 32.1 %	6-10 60.0 %

Technical Fouls: (1) TEAM
Lead Changed: 0 times(s)
Second Chance Points: 18
Points off Turnovers: 9
Scores Tied: 0 times(s)
Bench Points: 9
Points In the Paint: 20
Largest Lead: 0 0
Fast Break Points: 3

Bowling Green 75

#	Player	GS	MIN	FG	3PT	FT	ORB-DRB	REB	PF	A	TO	BLK	STL	PTS
20	Reece, Joe	*	25	5-9	0-0	8-11	1-4	5	3	1	1	0	0	18
25	Plowden, Daeqwon	*	32	5-12	1-2	6-7	5-5	10	1	0	1	3	0	17
11	Diggs, Trey	*	26	2-10	2-8	4-5	1-5	6	2	1	2	2	1	10
15	Curtis, Samari	*	23	3-8	2-4	0-0	0-1	1	0	3	2	1	4	8
05	Metheny, Kaden	*	27	3-11	1-3	0-0	0-2	2	1	3	1	0	4	7
32	O'Neal, Gabe		10	3-4	0-0	0-0	3-0	3	2	0	3	1	0	6
02	Fulcher, Josiah		16	2-3	1-1	0-0	0-0	0	1	3	1	0	0	5
13	Turner, Chandler		14	1-3	0-2	0-0	1-3	4	2	1	1	0	1	2
21	Kulackovskis, Matiss		5	1-2	0-1	0-0	0-1	1	0	0	1	0	0	2
01	Mills, Brenton		13	0-2	0-1	0-0	0-0	0	0	0	0	0	0	0
10	Young, Cam		8	0-2	0-0	0-0	0-1	1	3	0	1	0	1	0
12	Elsasser, Isaac		1	0-0	0-0	0-0	0-0	0	0	0	1	0	0	0
TM	TEAM		0	0-0	0-0	0-0	4-1	5	0	0	1	0	0	0
Totals		-	200	25-66	7-22	18-23	15-23	38	15	12	16	7	11	75

Team Summary	FG	3PT	FT
First Half	12-31 38.71 %	3-9 33.33 %	1-5 20.00 %
Second Half	13-35 37.14 %	4-13 30.77 %	17-18 94.44 %
Total	25-66 37.9 %	7-22 31.8 %	18-23 78.3 %

Technical Fouls: none
Lead Changed: 0 times(s)
Second Chance Points: 19
Points off Turnovers: 23
Scores Tied: 0 times(s)
Bench Points: 15
Points In the Paint: 26
Largest Lead: 0 0
Fast Break Points: 11

Following Betson and Bryce Johnson scores for CSU, the Falcons went on a 15-4 run to lead 51-26 with 13:01 remaining in the game. Johnson scored to snap the run and, following a Bowling Green dunk, the Cougars went on an 11-0 run with two Betson three pointers, and a Corbett three and layup to cut the lead to 53-38 with 9:22 remaining in the game.

The teams exchanged scores the rest of the way and the Falcons closed out the game with an 18-point victory, 75-57.

2-5 CHICAGO STATE vs **4-4 LOYOLA (MD)**

GAME 7

FINAL SCORE

64 78

UNLEASH THE HOUNDS

The Chicago State men's basketball team completed a five-game road trip with a 78-64 loss to Loyola Maryland Wednesday at the Reitz Arena in Baltimore. The Cougars fall to 2-5 after winning their first two games at home to start the season.

Brandon Betson and Jahsean Corbett shared the team in scoring with 15 apiece while Favour Chukwukelu contributed 12. Corbett also led all players with 13 rebounds and Betson and Kedrick Green shared the assist lead with four.

The Cougars opened the game with a 6-2 lead on hoops by Jahsean Corbett to open the game, followed by a Kedrick Green layup. Following a Greyhounds layup, Coreyoun Rushin converted a layup for the early advantage. Loyola Maryland countered with a three-point basket and the Cougars held a one-point advantage at the first time out.

The Greyhounds converted a pair of free throws to take their first lead of the game, 7-6, before Rushin scored for CSU in what would become a back and forth first half for the first 10 minutes. Loyola's Cam Spencer scored, was fouled, and converted the free throw to put the Greyhounds up 10-8 with 13:23 remaining in the first half.

At that point, Loyola went on a 7-0 run in the next two minutes to go up 17-8 before Betson scored his first points of the night, a three pointer, and the Greyhounds were up 17-11 with 11:14 remaining in the first half.

The teams exchanged baskets, Corbett converting a layup and free throw and Green followed with a three and Greyhound lead was six, 22-16. Following a Loyola basketball, J.J. Harris converted a long three to start a 7-0 run and pull Chicago State to within three, 24-21, with 7:37 remaining.

Following a Corbett free throw, Loyola went on a 5-0 run and led 29-24 before Chukwukelu stopped the run and cut the lead to two, 29-27 closing in on the end of the first half.

Loyola closed the half with a 15-2 run in the final 3:53 to take a 13-point lead into the locker room at halftime, 42-29.

The Cougars committed 17 first-half turnovers leading to 18 Greyhounds points and the trend continued at the start of the second half as two early CSU miscues bolstered a 5-2 run and Loyola had its largest lead, 16 points, 47-31, with 17:19 remaining in the game.

Chukwukelu, who had made one three-point field goal this season coming into the game, converted his third of the night to pull Chicago State to within 11 at 54-34 and, following a pair of Greyhounds hoops, Betson hit his second three to cut the lead to 13, 59-46.

The teams exchanged baskets until Corbett converted a pair of free throws to cut the Greyhounds lead to 11 at 61-50 and got the lead down to 10, 74-64, following a Betson three and had the ball in hand to cut the lead to single digits but Corbett missed a three and the Greyhounds responded with a 4-0 run to close out the game.

Chicago St. (2-5,0-0 WAC) -vs- Loyola Maryland (4-4,0-0 Patriot)
12/01/21 at Reitz Arena, Baltimore, MD

Date: 12/01/21
Time: 7:00 PM
Attendance: 814
Site: Reitz Arena, Baltimore, MD
Referees: Chet Walker, Byron Taylor, Sean Campbell

Score By Period	1	2	Total
Chicago St.	29	35	64
Loyola Maryland	42	36	78

Chicago St. 64

#	Player	GS	MIN	FG	3PT	FT	ORB-DRB	REB	PF	A	TO	BLK	STL	PTS
24	Corbett, Jahsean	*	40	4-11	0-4	7-9	3-10	13	2	1	2	0	0	15
11	Betson, Brandon	*	26	5-13	3-9	2-4	0-2	2	3	4	3	0	1	15
15	Rushin, Coreyoun	*	35	4-10	0-0	2-3	4-1	5	1	0	5	1	2	10
21	Green, Kedrick	*	22	2-3	1-2	0-0	0-3	3	3	4	4	0	1	5
22	Bayi Ba Mendeng, Teddy	*	20	1-5	0-0	0-0	2-4	6	4	1	2	0	1	2
05	Chukwukelu, Favour		29	4-9	4-8	0-0	1-1	2	4	2	2	0	2	12
00	Harris, Jameon		15	1-4	1-3	0-0	0-3	3	0	1	2	0	0	3
25	Bigirimwami, Noah		8	1-2	0-1	0-0	0-1	1	3	0	0	0	0	2
10	Marble, Carlo		5	0-0	0-0	0-0	0-0	0	0	0	0	0	1	0
TM	TEAM		0	0-0	0-0	0-0	1-2	3	0	0	1	0	0	0
Totals		-	200	22-57	9-27	11-16	11-27	38	20	13	21	1	8	64

Team Summary	FG	3PT	FT
First Half	11-22 50.00 %	4-11 36.36 %	3-6 50.00 %
Second Half	11-35 31.43 %	5-16 31.25 %	8-10 80.00 %
Total	22-57 38.6 %	9-27 33.3 %	11-16 68.8 %

Technical Fouls: (1) Bigirimwami, Noah
Lead Changed: 3 times(s)
Second Chance Points: 10
Points off Turnovers: 18
Scores Tied: 1 times(s)
Bench Points: 17
Points in the Paint: 20
Largest Lead: 0 0
Fast Break Points: 8

Loyola Maryland 78

#	Player	GS	MIN	FG	3PT	FT	ORB-DRB	REB	PF	A	TO	BLK	STL	PTS
02	Andrews, Jaylin	*	38	5-11	4-6	6-6	0-6	6	2	1	1	0	1	20
25	Jones, Kenneth	*	35	3-8	1-3	8-8	0-3	3	3	7	3	0	2	15
12	Spencer, Cam	*	39	4-8	1-4	4-5	0-6	6	0	7	1	0	4	13
10	Dike, Golden	*	16	1-5	0-0	0-0	1-1	2	1	1	1	0	1	2
23	Brown III, David	*	22	0-3	0-2	0-0	0-2	2	1	0	1	0	0	0
01	Illic, Veljko		10	5-5	0-0	0-3	1-0	1	3	1	3	0	1	10
11	Illic, Milos		24	3-6	3-6	0-0	1-4	5	4	4	1	0	1	9
00	Faure, Alonso		14	4-8	0-0	1-2	3-3	6	2	1	3	2	0	9
04	Marshall, Nick		2	0-1	0-1	0-0	0-0	0	0	0	0	0	0	0
TM	TEAM		0	0-0	0-0	0-0	0-2	2	0	0	1	0	0	0
Totals		-	200	25-55	9-22	19-24	6-27	33	16	22	15	2	10	78

Team Summary	FG	3PT	FT
First Half	12-29 41.38 %	4-12 33.33 %	14-16 87.50 %
Second Half	13-26 50.00 %	5-10 50.00 %	5-8 62.50 %
Total	25-55 45.5 %	9-22 40.9 %	19-24 79.2 %

Technical Fouls: none
Lead Changed: 3 times(s)
Second Chance Points: 7
Points off Turnovers: 18
Scores Tied: 1 times(s)
Bench Points: 28
Points in the Paint: 28
Largest Lead: 0 0
Fast Break Points: 8



The Chicago State men's basketball team overcame Tennessee State's strong start to the second half and eventually pulled away for a 10-point win, 59-49, Saturday afternoon at the Jones Convocation Center.

Freshman Jahsean Corbett led all scorers with 17, while Coreyoun Rushin and Brandon Betson each contributed doubles figures with 15 and 12, respectively. Corbett also led the team in rebounding with eight.

Both teams shot under 30 percent in the first half and the Tigers failed to convert a three-point field goal (0-of-6) while CSU made five (5-of-17, 29%). The equalizer being Chicago State did not shoot a first-half free throw and TSU was 8-of-12 from the charity stripe.

But, after coming out of the gate cold, Tennessee State reversed that trend to start the second half, making four of their first five shots and a quick 8-0 run to turn a five-point halftime deficit into a three-point lead early in the second half. TSU extended the run to 12-1 for a 32-26 lead before Brandon Betson, Jahsean Corbett and Coreyoun Rushin scored on consecutive trips to knot the game at 32-32 with 14:28 remaining in the game.

With the win, the Cougars remain undefeated at home this season and the victory also marks the first three-game home win streak since 2018-19, when CSU won consecutive home games against East-West, Eastern Illinois and Trinity Christian.

Corbett opened the scoring in the contest, making a long three for an early Cougars lead. Tennessee State countered with their first points coming from the free throw line followed by made jumper and the Tigers led 4-3.

Coreyoun Rushin reclaimed the Cougars lead with a jumper and started a 9-1 run which saw the Cougars go from trailing by one to leading by seven, 12-5, with 10:34 remaining in the first half. Favour Chukwukelu scored, followed by a Betson three, then a Teddy Bayi Ba Mendeng layup during the run.

The teams then exchanged baskets before back-to-back threes by Betson and Chukwukelu forced a Tennessee State timeout and the Cougars extended the lead to 11, 20-9, with 7:55 to play. The Tigers battled back with a 5-0 run to pull within six, 20-14.

Dominique Alexander got into the scoring column for the Cougars with a running layup and, following a pair of Tigers free throws, Corbett nailed a long three to put Chicago State back up by nine, 25-16, before Tennessee State closed out the half with a layup and two free throws and the score at the end of the first half was 25-20 Cougars.

Following Tennessee State's hot start to start the second half, the teams exchanged baskets for the next three minutes before a Tigers 4-0 run extended their lead to 43-37. At that point, Chicago State went on a 12-2 run over nearly seven minutes, keyed by Corbett and Rushin who accounted for all the scoring, Corbett with a pair of baskets and Rushin with two hoops and four free throws and the Cougars led 50-45 with 2:24 remaining.

Chicago State extended the lead to nine following a Betson layup and Corbett three but the Tigers made a three of their own and CSU led 55-49 with 1:29 to go. The Cougars closed out the game at the line, with Betson and Alexander each making a pair from the 59-49 final.

Tennessee St. (1-6,0-0 OVC) -vs- Chicago St. (3-5,0-0 WAC)
12/04/21 at Emil and Patricia Jones Convocation Center, Chicago, IL

Date: 12/04/21
 Time: 4:00 PM
 Attendance: 597
 Site: Emil and Patricia Jones Convocation Center, Chicago, IL
 Referees: Brad Gaston, Mike O'Neill, Eric Anderson

Score By Period	1	2	Total
Tennessee St.	20	29	49
Chicago St.	25	34	59

Tennessee St. 49

#	Player	GS	MIN	FG	3PT	FT	ORB-DRB	REB	PF	A	TO	BLK	STL	PTS
11	Nicholson,Kassim	*	32	5-9	0-1	6-7	2-10	12	4	1	1	1	0	16
21	Cooper,Kenny	*	36	3-9	1-2	1-2	2-3	5	3	1	1	1	2	8
01	Fitzgerald Jr., Marcus	*	31	3-7	1-3	0-1	1-2	3	1	1	4	0	0	7
23	Dowuona,Emmanuel	*	16	2-3	0-0	1-4	3-6	9	0	0	0	0	1	5
02	Marshall, Jr., Carlos	*	31	2-11	0-3	0-0	0-2	2	1	1	0	1	0	4
20	Boyd,Dedric		19	2-5	0-1	2-2	0-0	0	3	0	3	0	0	6
14	Johnson,Shakem		16	1-5	0-0	0-0	0-2	2	1	2	1	0	0	2
44	Acosta,David		4	0-0	0-0	1-2	1-1	2	2	0	0	0	0	1
04	Brown,Christian		13	0-3	0-1	0-0	0-0	0	2	0	3	0	0	0
03	Bartholomew,Tajik		2	0-0	0-0	0-0	0-0	0	0	0	0	0	0	0
TM	TEAM		0	0-0	0-0	0-0	1-3	4	0	0	0	0	0	0
Totals		-	200	18-52	2-11	11-18	10-29	39	17	6	13	3	3	49

Team Summary	FG	3PT	FT
First Half	6-22 27.27 %	0-6 0.00 %	8-12 66.67 %
Second Half	12-30 40.00 %	2-5 40.00 %	3-6 50.00 %
Total	18-52 34.6 %	2-11 18.2 %	11-18 61.1 %

Technical Fouls: none Second Chance Points: 15 Scores Tied: 2 times(s) Points In the Paint: 28 Fast Break Points: 0
 Lead Changed: 6 times(s) Points off Turnovers: 8 Bench Points: 9 Largest Lead: 0 0

Chicago St. 59

#	Player	GS	MIN	FG	3PT	FT	ORB-DRB	REB	PF	A	TO	BLK	STL	PTS
24	Corbett,Jahsean	*	40	7-15	3-6	0-0	4-4	8	2	1	0	1	1	17
15	Rushin,Coreyoun	*	27	5-8	0-1	5-8	1-5	6	4	0	3	1	0	15
11	Betson,Brandon	*	40	4-17	2-9	2-2	1-4	5	1	3	4	0	2	12
05	Chukwukelu,Favour	*	27	2-6	1-4	0-1	1-3	4	2	2	2	0	0	5
22	Bayi Ba Mendeng,Teddy	*	17	2-5	0-1	0-0	2-3	5	3	0	0	0	0	4
02	Alexander,Dominique		31	2-4	0-1	2-3	1-2	3	1	3	0	0	1	6
25	Bigirumwami,Noah		13	0-2	0-1	0-0	0-2	2	3	1	0	1	0	0
00	Harris,Jameon		5	0-1	0-1	0-0	0-0	0	0	0	0	0	0	0
TM	TEAM		0	0-0	0-0	0-0	1-5	6	0	0	1	0	0	0
Totals		-	200	22-58	6-24	9-14	11-28	39	16	10	10	3	4	59

Team Summary	FG	3PT	FT
First Half	10-34 29.41 %	5-17 29.41 %	0-0 0.00 %
Second Half	12-24 50.00 %	1-7 14.29 %	9-14 64.29 %
Total	22-58 37.9 %	6-24 25.0 %	9-14 64.3 %

Technical Fouls: none Second Chance Points: 10 Scores Tied: 2 times(s) Points In the Paint: 28 Fast Break Points: 2
 Lead Changed: 6 times(s) Points off Turnovers: 12 Bench Points: 6 Largest Lead: 0 0



The Chicago State men's basketball team dropped an 81-71 decision to the Illinois State Redbirds Saturday afternoon at the Jones Convocation Center in Chicago. The loss was the first for the Cougars at home this season while the road win was the first for the Redbirds.

Four Cougars scored in double figures, led by Jahsean Corbett who had 17 points while Coreyoun Rushin and Favour Chukwukelu both added 13 and Brandon Betson 10. Rushin added nine rebounds to lead all players while ISU's Antonio Reeves led all scorers with 28.

The Redbirds jumped out front first, scoring the first four points of the game before Coreyoun Rushin put the Cougars on the board with a layup, sparking a modest 8-0 run over the next three minutes on hoops by Teddy Bayi Ba Mendeng, Jahsean Corbett and Brandon Betson.

Following an Illinois State three, Noah Bigirumwami converted his first three pointer of the season for CSU and Favour Chukwukelu followed with another from long range for the Cougars to double up the Redbirds early, 14-7, with 13:43 remaining in the first half.

ISU scored the next six, four from the free throw line, to cut the lead to one, 14-13. Rushin and Bayi Ba Mendeng scored to extend the lead to four, 17-13, before the teams exchanged scores until it was 23-21 Cougars with 5:28 to play. At that point, Chicago State's only points came from the free throw line on three separate trips while Illinois State made two threes along with a bucket for an 8-3 run and 29-26 lead.

Betson scored a pair of hoops in the final 1:13 while the Redbirds converted a pair of free throws and a three to take a 36-32 lead into the locker room at halftime.

The Redbirds heated up early in the second half. Following a Corbett basket, ISU's Josiah Strong made back-to-back three pointers to extend the ISU lead to six, 42-36. The Cougars then made their next four points from the charity stripe and a Betson jumper capped a quick 6-0 run to knot the game at 42-42 with 14:40 remaining to play.

Illinois State countered with a 10-2 run of their own, leading 52-44 just two and a half minutes later, leaving CSU to play catch up the rest of the way.

The Illinois State lead was 12 with 6:53 remaining in the game when Rushin scored, followed by an Alexander three to cut the lead to seven, 66-59, one minute later. The teams exchanged a pair of buckets before the Redbirds went on another 5-0 run to push the lead back to 12, 73-61 with 3:05 remaining.

Rushin scored, then Corbett converted a pair of free throws to pull within eight, 73-65 and had possession with 1:54 to go and an opportunity to inch closer, but a Chukwukelu three was off the mark and the Redbirds made their free throws down the for the eventual 10-point win, 81-71.

Illinois St. (5-5,1-0 MVC) -vs- Chicago St. (3-6,0-0 WAC)
12/11/21 at Emil and Patricia Jones Convocation Center, Chicago, IL

Date: 12/11/21
Time: 2:00 PM
Attendance: 267
Site: Emil and Patricia Jones Convocation Center, Chicago, IL
Referees: Brent Dugas, Dan Nowakowski, Brad Ferris

Score By Period	1	2	Total
Illinois St.	36	45	81
Chicago St.	32	39	71

Illinois St. 81

#	Player	GS	MIN	FG	3PT	FT	ORB-DRB	REB	PF	A	TO	BLK	STL	PTS
12	Reeves, Antonio	*	36	10-17	6-8	2-3	2-3	5	3	1	2	0	1	28
03	Fleming Jr., Howard	*	26	2-5	1-3	3-4	0-4	4	4	3	4	2	1	8
22	Lewis, Kendall	*	28	1-3	0-2	4-4	1-5	6	2	1	3	2	2	6
01	Chatman, Sy	*	23	3-4	0-0	0-0	2-3	5	3	1	2	1	0	6
00	Freeman, Mark	*	21	1-5	0-0	2-2	0-0	0	4	4	5	0	0	4
02	Strong, Josiah		29	8-10	6-8	4-4	0-2	2	1	1	1	0	0	26
13	McChesney, Liam		15	0-0	0-0	2-2	0-3	3	1	0	1	2	0	2
04	Ndiaye, Abdou		7	0-0	0-0	1-2	0-0	0	1	0	1	2	0	1
10	Washington, Emon		8	0-0	0-0	0-0	0-0	0	0	0	1	0	0	0
50	Schmitt, Ryan		7	0-0	0-0	0-0	1-1	2	2	1	1	0	0	0
TM	TEAM		0	0-0	0-0	0-0	1-2	3	0	0	0	0	0	0
Totals		-	200	25-44	13-21	18-21	7-23	30	21	12	21	9	4	81

Team Summary	FG	3PT	FT
First Half	13-23 56.52 %	4-9 44.44 %	6-7 85.71 %
Second Half	12-21 57.14 %	9-12 75.00 %	12-14 85.71 %
Total	25-44 56.8 %	13-21 61.9 %	18-21 85.7 %

Technical Fouls: (1)

Freeman, Mark

Lead Changed: 4 times(s)

Second Chance Points: 2

Points off Turnovers: 18

Scores Tied: 3 times(s)

Bench Points: 29

Points in the Paint: 16

Largest Lead: 0 0

Fast Break Points: 11

Chicago St. 71

#	Player	GS	MIN	FG	3PT	FT	ORB-DRB	REB	PF	A	TO	BLK	STL	PTS
24	Corbett, Jahsean	*	39	6-19	1-4	4-5	4-3	7	2	0	1	0	3	17
15	Rushin, Coreyoun	*	37	6-10	0-0	1-3	4-5	9	4	1	1	0	1	13
05	Chukwukelu, Favour	*	36	4-8	2-5	3-4	3-0	3	1	2	0	0	4	13
11	Betson, Brandon	*	33	5-17	0-5	0-0	2-1	3	3	3	3	0	2	10
22	Bayi Ba Mendeng, Teddy	*	18	2-4	0-1	1-2	2-4	6	3	0	0	0	1	5
02	Alexander, Dominique		24	2-6	2-5	3-4	0-0	0	5	4	2	0	1	9
25	Bigirumwami, Noah		13	1-1	1-1	1-3	1-0	1	4	0	2	0	0	4
TM	TEAM		0	0-0	0-0	0-0	5-1	6	0	0	4	0	0	0
Totals		-	200	26-65	6-21	13-21	21-14	35	22	10	13	0	12	71

Team Summary	FG	3PT	FT
First Half	13-27 48.15 %	2-9 22.22 %	4-9 44.44 %
Second Half	13-38 34.21 %	4-12 33.33 %	9-12 75.00 %
Total	26-65 40.0 %	6-21 28.6 %	13-21 61.9 %

Technical Fouls: (1)

Alexander, Dominique

Lead Changed: 4 times(s)

Second Chance Points: 16

Points off Turnovers: 25

Scores Tied: 3 times(s)

Bench Points: 13

Points in the Paint: 32

Largest Lead: 0 0

Fast Break Points: 6



The Chicago State men's basketball team lost to Northern Illinois 70-59 Monday afternoon at the Jones Convocation Center in Chicago. Playing their second game in three days, the Cougars jumped out to an early 10-0 lead, holding the Huskies scoreless over the first five minutes of the game. NIU cut that to five by half time and went on a 17-3 run to open the second half, and a 39-30 lead, leaving CSU to play catch up for the remainder of the game.

With the loss, the Cougars drop consecutive games at home for the first time this season and fall to 3-7 while the Huskies improve to 3-6. Brandon Betson led three Cougars in double figures with 13, while Jahsean Corbett added 11 and J.J. Harris 10.

Corbett opened the scoring in the contest, knocking down back-to-back three pointers while Coreyoun Rushin and Betson each added a bucket for the early 10-0 lead. After the Huskies got on the board at the 15:01 mark, NIU scored consecutive baskets to cut the lead in half, 10-5. Betson and Rushin countered with a three and layup, respectively, to extend the lead and Rushin's layup started a 6-0 run and a 19-7 lead.

Following a Huskies basket, Dominique Alexander converted a driving layup, was fouled and made the free throw and the Cougars had what would be their largest lead of the game, 13 points, 22-9.

CSU eventually got the lead to 27-16 but failed to score in the final 3:46 of the first half and made only five of 12 free throws. The Huskies scored the final six points of the half to go in trailing 27-22 at the halftime break.

Corbett started the second half for the Cougars similar to how he started the first, getting the Cougars on the board but NIU then went on a 17-1 run to turn a 29-22 deficit into a 39-30 lead. Favour Chukwukelu stopped the run for CSU with a three then Betson made a pair from the free throw line to extend the run to 5-0 and a four-point deficit, 39-35.

NIU countered with an 11-3 run, the last four coming via the free throw line and the Huskies led 50-38 and CSU wouldn't get closer than nine the rest of the way. Following the eight-minute media timeout, the teams would combine for 46 points, with 25 coming from the free throw line. The Huskies outscored the Cougars from the line 16-9 in the final eight minutes with 12 of their last 14 points coming via free throws.

Northern Ill. (3-6,0-0 MAC) -vs- Chicago St. (3-7,0-0 WAC)
12/13/21 at Emil and Patricia Jones Convocation Center, Chicago, IL

Date: 12/13/21
Time: 12:00 PM
Attendance: 262
Site: Emil and Patricia Jones Convocation Center, Chicago, IL
Referees: Brad Gaston, Rob Kueneman, Brent Meaux

Score By Period	1	2	Total
Northern Ill.	22	48	70
Chicago St.	27	32	59

Northern Ill. 70

#	Player	GS	MIN	FG	3PT	FT	ORB-DRB	REB	PF	A	TO	BLK	STL	PTS
00	Williams,Keshawn	*	33	6-12	0-2	7-8	0-5	5	2	3	2	0	0	19
01	Hankerson,Trendon	*	32	4-9	3-4	2-2	0-6	6	2	3	3	0	4	13
02	Thornton,Kaleb	*	34	3-7	2-5	3-4	0-2	2	4	1	0	1	1	11
13	Makuoi,Adong	*	8	0-2	0-0	0-2	1-0	1	2	1	3	0	1	0
12	Kueth,Zool	*	7	0-0	0-0	0-0	0-1	1	0	0	0	0	0	0
50	Crump,Anthony		26	5-7	0-0	2-8	3-3	6	5	0	2	0	0	12
24	Hunter,Darweshi		30	2-6	2-3	2-2	0-7	7	2	1	2	0	1	8
11	Okanu,Chinedu Kingsley		17	1-4	0-0	3-4	4-3	7	4	1	2	1	0	5
10	Russell,Zion		6	0-0	0-0	2-2	0-1	1	3	1	1	0	0	2
05	Osten,Chris		3	0-0	0-0	0-0	0-0	0	2	0	2	0	0	0
22	Manuel,Edward		3	0-0	0-0	0-0	0-0	0	1	0	0	0	0	0
03	Kon,Noah		1	0-0	0-0	0-1	0-0	0	1	0	0	0	0	0
TM	TEAM		0	0-0	0-0	0-0	2-1	3	0	0	0	0	0	0
Totals			-	200	21-47	7-14	21-33	10-29	39	28	11	17	2	70

Team Summary	FG	3PT	FT
First Half	8-21 38.10 %	3-6 50.00 %	3-10 30.00 %
Second Half	13-26 50.00 %	4-8 50.00 %	18-23 78.26 %
Total	21-47 44.7 %	7-14 50.0 %	21-33 63.6 %

Technical Fouls: none Second Chance Points: 15 Scores Tied: 1 times(s) Points In the Paint: 26 Fast Break Points: 20
Lead Changed: 1 times(s) Points off Turnovers: 11 Bench Points: 27 Largest Lead: 0 0

Chicago St. 59

#	Player	GS	MIN	FG	3PT	FT	ORB-DRB	REB	PF	A	TO	BLK	STL	PTS
11	Betson,Brandon	*	36	4-11	1-3	4-5	0-1	1	5	3	3	2	3	13
24	Corbett,Jahsean	*	24	4-9	2-4	1-3	2-0	2	5	2	1	2	1	11
15	Rushin,Coreyoun	*	26	4-6	0-0	1-3	2-2	4	4	1	6	0	0	9
05	Chukwukelu,Favour	*	36	1-5	1-2	2-5	2-4	6	1	1	2	0	0	5
22	Bayi Ba Mendeng,Teddy	*	26	0-2	0-1	2-8	1-3	4	4	1	1	1	2	2
00	Harris,Jameon		12	3-8	2-6	2-2	0-3	3	1	2	0	0	0	10
02	Alexander,Dominique		29	2-4	0-0	5-5	0-2	2	5	3	1	0	1	9
25	Bigirimwami,Noah		11	0-3	0-0	0-0	0-1	1	4	0	2	0	0	0
TM	TEAM		0	0-0	0-0	0-0	3-6	9	0	0	2	0	0	0
Totals			-	200	18-48	6-16	17-31	10-22	32	29	13	18	5	59

Team Summary	FG	3PT	FT
First Half	9-24 37.50 %	4-10 40.00 %	5-12 41.67 %
Second Half	9-24 37.50 %	2-6 33.33 %	12-19 63.16 %
Total	18-48 37.5 %	6-16 37.5 %	17-31 54.8 %

Technical Fouls: none Second Chance Points: 5 Scores Tied: 1 times(s) Points In the Paint: 18 Fast Break Points: 10
Lead Changed: 1 times(s) Points off Turnovers: 20 Bench Points: 19 Largest Lead: 0 0

Cougars in the Pros

EuroBasket Pro Cougars Weekly Update

The following is a list of the top former Cougars players who continue their career in pro basketball.






Experienced **David Holston** (5'8"-PG-86, graduated '09, plays pro in France) could not help one of league's weakest teams JDA Dijon Bourgogne (3-5) in their game last Saturday. Despite his good performance JDA Dijon Bourgogne was defeated 87-79 on the road by the higher-ranked Entente Orleans 45 (#3). Holston scored 14 points and added 5 assists in 31 minutes. But this is still an early stage of the season and everything may happen. It's Holston's fourth year with the team. He has individually a very good season with high stats. Holston averages 18.7ppg, 1.8rpg, 6.7apg and 2.7spg.



Clarke Rosenberg (6'4"-G-93, graduated '15, plays in Israel) led I.Nahariya to a 2-point victory against the eighth-ranked M.Raanana (0-5) 83-81 in the Israeli National League (second division) in Wednesday night's game. Rosenberg recorded 17 points and grabbed 4 rebounds (made all of his five free throws). Ironi Nahariya (6-0) is placed first in the National League. So far his team won all six games in the Regular Season. But the season just started, so everything may happen. It's Rosenberg's first year with the team. This season he averages 8.8ppg, 2.4rpg, 1.4apg and 1.2spg in five games he played so far. Rosenberg is a naturalized Israeli.

Glen Burns (6'3"-G-95, graduated '18, currently in Germany) led EN Baskets Schwelm to an easy victory against the 12th-ranked ETV (0-9) 105-90 in the German ProB (third division) last Sunday. Burns recorded 21 points, 8 rebounds and 4 assists in 33 minutes. EN Baskets Schwelm (3-6) is placed eighth in North group. It was his team's first victory after three consecutive losses. Burns has relatively good stats this season 15.0ppg, 5.1rpg, 2.8apg and 1.7spg.

Fred Sims Jr. (6'4"-G-97, graduated '18, plays pro in Austria) led BSC Raiffeisen Furstenfeld Panthers to a victory over the seventh-ranked Alligators (0-7) 72-65 in the Austrian 2.Bundesliga (second division) on Sunday night. He was MVP of the game. Sims Jr. scored 22 points and added 3 passes. BSC Raiffeisen Furstenfeld Panthers (6-0) are placed first in Level East Conference. So far BSC Raiffeisen Furstenfeld Panthers won all six games in the Regular Sea-






Chicago State Game-by-Game Starters



 21 KEDRICK GREEN	 11 BRANDON BETSON	 3 BRYCE JOHNSON	 15 COREYOUN RUSHIN	 24 JAHSEAN CORBETT
---	--	---	---	---


VS


COUGARS STARTERS
NOVEMBER 9, 2021 // 7 PM // CHICAGO






ST. THOMAS 0-0 CHICAGO STATE 0-0



 21 KEDRICK GREEN	 11 BRANDON BETSON	 3 BRYCE JOHNSON	 15 COREYOUN RUSHIN	 24 JAHSEAN CORBETT
---	--	---	---	---


VS


COUGARS STARTERS
NOVEMBER 12, 2021 // 7 PM // CHICAGO

SIUE 0-1 CHICAGO STATE 1-0

 1 ANDREW LEWIS	 11 BRANDON BETSON	 3 BRYCE JOHNSON	 15 COREYOUN RUSHIN	 24 JAHSEAN CORBETT
---	--	---	---	---


VS


COUGARS STARTERS
NOVEMBER 16, 2021 // 7 PM // CHICAGO

LOYOLA 2-0 CHICAGO STATE 2-0

 21 KEDRICK GREEN	 11 BRANDON BETSON	 3 BRYCE JOHNSON	 15 COREYOUN RUSHIN	 24 JAHSEAN CORBETT
---	--	---	---	---


@


COUGARS STARTERS
NOVEMBER 20, 2021 // 3 PM // SANTA BARBARA, CA

CHICAGO STATE 2-1 UC SANTA BARBARA 1-1






Chicago State Game-by-Game Starters

 21 KEDRICK GREEN	 11 BRANDON BETSON	 3 BRYCE JOHNSON	 15 COREYOUN RUSHIN	 24 JAHSEAN CORBETT
---	--	--	---	---

COUGARS STARTERS

NOVEMBER 22, 2021 // 9 PM // STOCKTON, CA






CHICAGO STATE 2-2 @ PACIFIC 2-3

 0 J.J. HARRIS	 11 BRANDON BETSON	 3 BRYCE JOHNSON	 22 TEDDY BAYI BA MANDENG	 24 JAHSEAN CORBETT
--	--	--	---	---

COUGARS STARTERS

NOVEMBER 28, 2021 // 1 PM // BOWLING GREEN, OHIO

CHICAGO STATE 2-3 @ BOWLING GREEN 2-4

 21 KEDRICK GREEN	 11 BRANDON BETSON	 15 COREYOUN RUSHIN	 22 TEDDY BAYI BA MANDENG	 24 JAHSEAN CORBETT
---	--	---	---	---

COUGARS STARTERS

DECEMBER 1, 2021 // 6 PM // BALTIMORE, MARYLAND

CHICAGO STATE 2-4 @ LOYOLA (MD) 3-4

 5 FAVOUR CHUKWUKELU	 11 BRANDON BETSON	 15 COREYOUN RUSHIN	 22 TEDDY BAYI BA MANDENG	 24 JAHSEAN CORBETT
--	--	---	---	---

COUGARS STARTERS

DECEMBER 4, 2021 // 4 PM // CHICAGO

CHICAGO STATE 2-5 @ TENNESSEE STATE 1-5

Cougars in the Pros

son. But the season is still in its first stage and everything can happen. Sims Jr. has very impressive stats this year 21.0ppg, 6.3rpg, 4.3apg and 2.0spg in six games. Sims Jr. is a former Eurobasket Summer League player, which is considered top summer league for players who want to play basketball overseas.

Trayvon Palmer (6'6"-G/F-94, played in 2014-17, plays in the NBA G League) was not able to help the Motor City Cruise in their game against the Iowa Wolves (4-1) in the NBA G League. Despite his very good performance in Saturday night's game Palmer recorded 17 points, 6 rebounds and 3 assists in 42 minutes. There are only four games left until the end of the NBA G League Regular Season. So now every game will be critical. Palmer has relatively good stats this season 11.3ppg, 6.1rpg, 2.3apg and 1.3spg.

Other former Chicago State University players, who play in pro basketball:

Jeleel Akindele (7'1"-C-83) plays for Soles de Mexicali in Mexican LNBP

Sean Hill (6'2"-G-92) played for Nanjing Tongxi Monkey Kings in Chinese CBA

Aaron Williams (6'6"-G-91) played for Cherkasy in Ukrainian Superleague

Lou Demuth (7'0"-C-0) signed for Heffingen in Luxembourg LBBL

Ken Odiase (6'7"-F-97) signed for Cornella in Spanish LEB Silver

Alex Dubovitskiy (6'6"-G/F-94) played for Chelbasket in Russian Superleague 2

Will Rosenthal (7'0"-C/F-94) plays for MidCoast Sternmen in the PBA

Cougars in the Pros

Simmons comes back to H.Americano, ex M.Kiryat Motzkin

Hispano Americano de Rio Gallegos (La Liga) added to their roster 25-year old American 205cm center **Deionte Simmons** (college: Chicago State). It is actually his comeback to Rio Gallegos as he has played here before. Simmons played most recently at M.Kiryat Motzkin in Israeli Artzit, but left the team in Feb.'21. In 9 National League games he recorded very impressive stats: 17.6ppg, 8.3rpg and 1.0apg last season.

He ended the previous (2019-20) season at Hispano Americano de Rio Gallegos in Argentinian La Liga where in 6 games he averaged remarkable 17.7ppg, 4.5rpg and 1.0apg. But the most of that year he spent at Zaporizhye in Ukrainian Superleague. In 15 games he had high stats: 17.2ppg and 6.9rpg.

He has played also professionally in Denmark (Wolfspack).

Among many awards he was voted to Eurobasket.com All-Ukrainian Superleague 3rd Team in 2020.

He attended Chicago State until 2018 and it will be his fourth season in pro basketball.

-By Eurobasket Data Center






We Are State



There are 358 NCAA Division I schools (including the transitional schools) playing basketball this season. Of those schools, 67 have "State" in its name. Of that 67, 31 are direct state schools (i.e., Illinois State, North Dakota State, etc.), while five others have the state in their name, but with a descriptor (Central Connecticut, East Tennessee, Southeast Missouri). The remainder of the schools - 31 total - have no direct state reference in its name (Boise State, Wichita State, etc.), but use State in the name, including Chicago State.

Non-State "States" (31): Alcorn, Appalachian, Ball, Boise, Chicago, Cleveland, Coppin, Dixie, Fresno, Grambling, Jackson, Jacksonville, Kennesaw, Kent, Long Beach, McNeese, Morehead, Morgan, Murray, Nicholls, Norfolk, Northwestern, Portland, Sam Houston, San Diego, San Jose, Tarleton, Weber, Wichita, Wright, Youngstown

Directional States (5): Central Connecticut, East Tennessee, Middle Tennessee, Mississippi Valley, Southeast Missouri

Chicago State Game-by-Game Starters






				
5 FAVOUR CHUKWUKELU	11 BRANDON BETSON	15 COREYOUN RUSHIN	22 TEDDY BAYI BA MANDENG	24 JAHSEAN CORBETT




VS


COUGARS STARTERS

DECEMBER 11, 2021 // 2 PM // CHICAGO

ILLINOIS STATE
4-5
CHICAGO STATE
3-5


				
5 FAVOUR CHUKWUKELU	11 BRANDON BETSON	15 COREYOUN RUSHIN	22 TEDDY BAYI BA MANDENG	24 JAHSEAN CORBETT


VS


COUGARS STARTERS

DECEMBER 13, 2021 // 12 PM // CHICAGO

NORTHERN ILLINOIS
2-6
CHICAGO STATE
3-6



2 DOMINIQUE ALEXANDER · G · 5-10 · 160 · Sr.

- Pronounced (domma-neek)
- Played for two seasons at Compton College (Compton, California)
- Started all 28 games as a freshman, averaging 18.5 points, 1.3 assists and 4.4 rebounds per game
- Started 11 of 14 games in which he played as a sophomore, averaging 28.1 points, 4.5 assists and 8.1 rebounds per game
- Scored in double figures in every game as a sophomore with a season-high 40
- Had six games of 30+ points and two additional with 29
- Season at Antelope Valley was cut short due to COVID-19 cancellation. In his lone game he scored 26 points, with two assists and eight rebounds

GAME-BY-GAME STATISTICS

Date	Opponent	G-GS	MIN	FG-A	3P-A	FT-A	REB	PF	A	TO	BL	ST	PTS
11/9	vs. St. Thomas	1-0	11	1-1	1-1	0-0	1	2	0	0	0	0	3
11/12	SIU-Edwardsville	1-0	11	0-1	0-1	0-0	1	0	1	1	0	0	0
11/16	at Loyola Chicago	1-0	21	4-9	2-2	0-0	4	1	3	3	0	0	10
11/20	at UCSB	1-0	24	1-6	0-2	2-2	2	1	2	0	0	4	4
11/22	at Pacific	1-0	11	0-6	0-2	0-0	1	0	0	2	0	0	0
11/28	at Bowling Green	1-0	18	1-4	0-1	0-0	3	2	1	3	1	3	2
12/1	at Loyola Maryland	DNP											
12/4	vs. Tennessee St.	1-0	31	2-4	0-1	2-3	3	1	3	0	0	1	6
12/11	vs. Illinois St.	1-0	24	2-6	2-5	3-4	0	5	4	2	0	1	9
12/13	vs. Northern Illinois	1-0	29	2-4	0-0	5-5	2	5	3	1	0	1	9
12/16	at IUPUI												
12/19	at Drake												
12/21	at Iowa State												
12/30	at Grand Canyon												
1/1	at New Mexico State												
1/6	vs. Seattle												
1/8	vs. California Baptist												
1/13	at UTRGV												
1/15	at Lamar												
1/27	vs. Utah Valley												
1/29	vs. Dixie State												
2/2	at Abilene Christian												
2/5	at Tarleton												
2/10	vs. Stephen F. Austin												
2/12	vs. Sam Houston												
2/16	at Stephen F. Austin												
2/19	vs. Tarleton												
2/23	vs. Grand Canyon												
2/26	vs. New Mexico St.												
3/3	at California Baptist												
3/5	at Seattle University												

Career Highs

PTS: 40
vs. L.A. Southwest
(2/12/20)

FG: 14
at Long Beach
(1/29/20)

FG ATT: 27
at Long Beach
(1/29/20)

3-PT: 6
vs. L.A. Southwest
(1/23/19)

3-PT ATT: 14
vs. L.A. Southwest
(1/23/19)

FT: 19
at L.A. Trade Tech
(1/8/20)

FT ATT: 20
at L.A. Trade Tech
(1/8/20)

REB: 16
vs. St. Thomas
(11/9/21)

AST: 14
vs. El Camino
(2/6/19)

BLK: 6 (two times)
Last: vs. Pasadena
(1/10/20)

STL: 7 (two times)
Last: vs. El Camino
(2/6/19)

MIN: 45
vs. Pasadena
(1/10/20)

Season Highs

PTS: 11
vs. Illinois State
(12/11/21)

FG: 4
at Loyola Chicago
(11/16/21)

FG ATT: 9
at Loyola Chicago
(11/16/21)

3-PT: 2 (two times)
Last: vs. Illinois State
(12/11/21)

3-PT ATT: 5
vs. Illinois State
(12/11/21)

FT: 5
vs. Northern Illinois
(12/13/21)

FT ATT: 5
vs. Northern Illinois
(12/13/21)

REB: 4
at Loyola Chicago
(11/16/21)

AST: 4
vs. Illinois State
(12/11/21)

BLK: 1
at Bowling Green
(11/28/21)

STL: 4
at UCSB
(11/20/21)

MIN: 31
vs. Tenn. State
(12/4/21)

DOMINIQUE ALEXANDER'S CAREER STATISTICS

Compton College


Year	G-GS	MIN-Avg	FGM-A%	3PM-A%	FTM-A%	OR-DR-TOT/AVG	PF-DQ	A	TO	BL	ST	PTS-Avg
2018-19	28-28	754-26.9	166-405/.410	52-166/.313	134-173/.775	33-91-124/4.4	59-2	140	110	2	90	518-18.5
2019-20	14-11	448-32.0	125-277/.451	38-112/.339	105-151/.695	26-66-114/8.1	35-2	63	54	2	44	393-28.0
Total	42-39	1202-28.6	291-682/.427	90-278/.324	239-324/.738	59-157-238/5.7	94-4	203	165	4	134	911-21.7

Antelope Valley

Year	G-GS	MIN-Avg	FGM-A%	3PM-A%	FTM-A%	OR-DR-TOT/AVG	PF-DQ	A	TO	BL	ST	PTS-Avg
2020-21	1-1	43-43.0	7-17/.418	3-6/.500	9-11/.818	2-6-8/8.0	3-0	2	1	0	2	26-26.0

Chicago State University

Year	G-GS	MIN-Avg	FGM-A%	3PM-A%	FTM-A%	OR-DR-TOT/AVG	PF-DQ	A	TO	BL	ST	PTS-Avg
2021-22	9-0	181-20.1	13-41/.317	5-15/.333	12-14/.857	7-10-17/1.9	17-2	17	12	1	11	43-4.8



22 Teddy Bayi Ba Mendeng · F · 6-9 · 200 · Jr.

- Pronounced (bye-ee bah mon-dang)
- Earned all-conference honors as a freshman at St. Petersburg (Fla.) College
- Averaged 7.0 points and 7.3 rebounds per game
- Recorded four double-doubles (points/rebounds) as a freshman
- Registered a career high 21 points (vs. Polk State, Jan. 29, 2020) and 15 rebounds (vs. State College of Florida, Feb. 12, 2020)
- During his two-year career in St. Petersburg, he averaged 6.8 points per game and 7.1 rebounds per game and recorded 14 double-digit rebound games, 14 double-digit scoring games and six double-doubles

Career Highs

PTS: 21
vs. Polk State College
(1/29/20)

FG: 8
vs. Polk State College
(1/29/20)

FG ATT: 21
vs. State College of Fla.
(1/8/20)

3-PT: 2
vs. State College of Fla.
(1/8/20)

3-PT ATT: 5
vs. State College of Fla.
(1/8/20)

FT: 5
at Pasco-Hernandez
(11/26/19)

FT ATT: 7 (3 times)
last: at Tallahassee
Comm. College
(1/30/21)

REB: 15
vs. State College of Fla.
(1/12/20)

AST: 3 (3 times)
last: at Eastern Florida
State College (2/24/21)

BLK: 3
at Hillsborough
Community College
(3/24/21)

STL: 3
at State College of Fla.
(1/26/21)

MIN: 36
vs. Polk State College
(2/20/21)

Season Highs

PTS: 6 (two times)
Last: at UCSB
(11/20/21)

FG: 3
at UCSB
(11/20/21)

FG ATT: 7
at UCSB
(11/20/21)

3-PT:

3-PT ATT: 1 (5 times)
Last: vs. No. Illinois
(12/13/21)

FT: 2 (three times)
Last: vs. No. Illinois
(12/13/21)

FT ATT: 8
vs. Northern Illinois
(12/13/21)

REB: 9
at Bowling Green
(11/28/21)

AST: 1 (three times)
Last: vs. No. Illinois
(12/13/21)

BLK: 2
at Bowling Green
(11/28/21)

STL: 2
vs. Northern Illinois
(12/13/21)

MIN: 26
vs. Northern Illinois
(12/13/21)

GAME-BY-GAME STATISTICS

Date	Opponent	G-GS	MIN	FG-A	3P-A	FT-A	REB	PF	A	TO	BL	ST	PTS
11/9	vs. St. Thomas	1-0	10	0-1	0-1	0-2	3	2	0	1	0	0	0
11/12	SIU-Edwardsville	1-0	12	2-2	0-0	2-2	1	4	0	1	0	0	6
11/16	at Loyola Chicago	1-0	7	0-0	0-0	0-0	0	0	0	0	1	0	0
11/20	at UCSB	1-0	16	3-7	0-0	0-0	5	3	1	2	0	1	6
11/22	at Pacific	1-0	21	0-2	0-1	0-0	1	2	0	1	0	0	0
11/28	at Bowling Green	1-1	25	2-6	0-0	1-2	9	1	1	2	2	0	5
12/1	at Loyola Maryland	1-1	20	1-5	0-0	2-4	6	4	1	2	0	1	2
12/4	vs. Tennessee St.	1-1	17	2-5	0-1	0-0	5	3	0	0	0	0	4
12/11	vs. Illinois St.	1-1	18	2-4	0-1	1-2	6	3	0	0	0	1	5
12/13	vs. Northern Illinois	1-1	26	0-2	0-1	2-8	4	4	1	1	1	2	2
12/16	at IUPUI												
12/19	at Drake												
12/21	at Iowa State												
12/30	at Grand Canyon												
1/1	at New Mexico State												
1/6	vs. Seattle												
1/8	vs. California Baptist												
1/13	at UTRGV												
1/15	at Lamar												
1/27	vs. Utah Valley												
1/29	vs. Dixie State												
2/2	at Abilene Christian												
2/5	at Tarleton												
2/10	vs. Stephen F. Austin												
2/12	vs. Sam Houston												
2/16	at Stephen F. Austin												
2/19	vs. Tarleton												
2/23	vs. Grand Canyon												
2/26	vs. New Mexico St.												
3/3	at California Baptist												
3/5	at Seattle University												


TEDDY BAYI BA MENDENG'S CAREER STATISTICS

St. Petersburg

Year	G-GS	MIN-Avg	FGM-A%	3PM-A%	FTM-A%	OR-DR-TOT/AVG	PF-DQ	A	TO	BL	ST	PTS-Avg
2019-20	29-27	60-2.1	83-208/.399	4-25/.160	33-63/.524	84-128-212/7.3	81-2	19	56	16	22	203-7.0
2020-21	23-23	78-3.4	58-148/.392	6-28/.214	28-59/.475	43-116-159/6.9	62-1	19	38	18	23	150-6.5
Totals	52-50	138-2.7	141-356/.396	10-53/.189	61-122/.500	127-244-371/7.1	143-3	38	94	34	45	353-6.8

Chicago State University

Year	G-GS	MIN-Avg	FGM-A%	3PM-A%	FTM-A%	OR-DR-TOT/AVG	PF-DQ	A	TO	BL	ST	PTS-Avg
2021-22	10-5	171-17.1	12-34/.353	0-5/.000	6-16/.375	12-28-40/4.0	26-0	4	10	4	5	30-3.0



11 BRANDON BETSON · G · 6-1 · 180 · Jr.

- Two-time first team all-conference performer at his two previous stops
- Daytona State (Sophomore)**
 - Earned first-team All-Central Conference
 - Had seven 20+-point scoring performances with a season-high 30 points in an abbreviated season.
- San Bernardino College (Freshman)**
 - Averaged 19.5 points per game, with 12 20+-point scoring performances and a season-high 45 points
 - Averaged 45.2 percent from the field, including 41.5 from beyond the three-point arc
 - Was named first team IEAC

Career Highs

PTS: 45
vs. Desert
(2/1/20)

FG: 14
vs. Desert
(2/1/20)

FG ATT: 25
vs. Desert
(2/1/20)

3-PT: 8
vs. Desert
(2/1/20)

3-PT ATT: 16
vs. Polk State College
(3/15/21)

FT: 9
vs. Desert
(2/1/20)

FT ATT: 10
vs. Copper Mountain
(1/8/20)

REB: 8
vs. Desert
(2/1/20)

AST: 13
vs. Palo Verde
(1/10/20)

BLK: 1 (three times)
last: vs. Desert
(2/1/20)

STL: 4
vs. Copper Mountain
(11/17/19)

MIN: 40 (4 times)
last: vs. Chaffey
(1/29/20)

Season Highs

PTS: 22
vs. St. Thomas
(11/9/21)

FG: 8
vs. St. Thomas
(11/9/21)

FG ATT: 17 (two times)
Last: vs. Illinois State
(12/11/21)

3-PT: 4 (two times)
Last: at Loyola Chicago
(11/16/21)

3-PT ATT: 10
at Bowling Green
(11/28/21)

FT: 4
vs. Northern Illinois
(12/13/21)

FT ATT: 5
vs. Northern Illinois
(12/13/21)

REB: 5
vs. Tenn. State
(12/4/21)

AST: 4 (four times)
Last: at Loyola MD
(12/1/21)

BLK: 2
vs. Northern Illinois
(12/13/21)

STL: 3
vs. Northern Illinois
(12/13/21)

MIN: 40
vs. Tenn. State
(12/4/21)

GAME-BY-GAME STATISTICS

Date	Opponent	G-GS	MIN	FG-A	3P-A	FT-A	REB	PF	A	TO	BL	ST	PTS
11/9	vs. St. Thomas	1-1	35	8-14	4-6	2-2	2	0	4	1	0	1	22
11/12	SIU-Edwardsville	1-1	33	7-15	2-5	2-2	4	3	0	2	0	2	18
11/16	at Loyola Chicago	1-1	37	7-12	4-7	3-4	2	1	4	5	0	1	21
11/20	at UCSB	1-1	35	4-12	1-6	2-2	1	2	3	6	0	1	11
11/22	at Pacific	1-1	34	5-9	2-5	2-2	2	2	3	1	0	1	14
11/28	at Bowling Green	1-1	37	6-15	5-10	0-0	1	4	4	9	0	0	17
12/1	at Loyola Maryland	1-1	26	5-13	3-9	2-4	2	3	4	3	0	1	15
12/4	vs. Tennessee St.	1-1	40	4-17	2-9	2-2	5	1	3	4	0	2	12
12/11	vs. Illinois St.	1-1	33	5-17	0-5	0-0	3	3	3	3	0	2	10
12/13	vs. Northern Illinois	1-1	36	4-11	1-3	4-5	1	5	3	3	2	3	13
12/16	at IUPUI												
12/19	at Drake												
12/21	at Iowa State												
12/30	at Grand Canyon												
1/1	at New Mexico State												
1/6	vs. Seattle												
1/8	vs. California Baptist												
1/13	at UTRGV												
1/15	at Lamar												
1/27	vs. Utah Valley												
1/29	vs. Dixie State												
2/2	at Abilene Christian												
2/5	at Tarleton												
2/10	vs. Stephen F. Austin												
2/12	vs. Sam Houston												
2/16	at Stephen F. Austin												
2/19	vs. Tarleton												
2/23	vs. Grand Canyon												
2/26	vs. New Mexico St.												
3/3	at California Baptist												
3/5	at Seattle University												

BRANDON BETSON'S CAREER STATISTICS

San Bernardino College

Year	G-GS	MIN-Avg	FGM-A%	3PM-A%	FTM-A%	OR-DR-TOT/AVG	PF-DQ	A	TO	BL	ST	PTS-Avg
2019-20	28-28	850-30.4	189-418/.452	88-212/.415	79-93/.849	8-62-70/2.5	51-2	119	72	3	27	545-19.5

Daytona State

Year	G-GS	MIN-Avg	FGM-A%	3PM-A%	FTM-A%	OR-DR-TOT/AVG	PF-DQ	A	TO	BL	ST	PTS-Avg
2020-21	19-19	52-2.7	114-278/.410	62-166/.373	38-45/.844	9-50-59/3.1	39-2	63	51	0	21	328-17.3

Chicago State University

Year	G-GS	MIN-Avg	FGM-A%	3PM-A%	FTM-A%	OR-DR-TOT/AVG	PF-DQ	A	TO	BL	ST	PTS-Avg
2021-22	10-10	347-34.7	55-135/.407	24-65/.369	19-23/.826	7-16-23/2.3	24-1	31	37	2	14	153-15.3



25 NOAH BIGIRUMWAMI • F • 6-10 • 225 • Sr.

- Pronounced bee-gee-roo-wahm-ee
- Sat out 2020-21 season due to COVID
- Played in 26 games with zero starts as junior, logging 327 minutes (12.6 minutes per game), averaging 1.8 points for game and 1.7 rebounds per game
- Contributed 11 assists, five blocked shots and four steals
- Scored a career-high 10 points and pulled down a career-high six rebounds at California Baptist (1/22/20)
- Played in 26 games with zero starts as a sophomore, averaging 1.4 points and 0.9 rebounds per game, adding seven assists and six steals
- Played freshman season at San Bernardino Valley College where he appeared in 28 games, averaging 2.2 points and 2.1 rebounds per game

GAME-BY-GAME STATISTICS

Date	Opponent	G-GS	MIN	FG-A	3P-A	FT-A	REB	PF	A	TO	BL	ST	PTS
11/9	vs. St. Thomas	1-0	10	1-3	0-1	0-0	3	3	2	2	0	0	2
11/12	SIU-Edwardsville	1-0	8	1-1	0-0	0-2	4	3	0	2	0	0	2
11/16	at Loyola Chicago	1-0	8	0-0	0-0	1-2	2	4	0	3	0	0	1
11/20	at UCSB	1-0	16	3-7	0-0	0-0	5	3	1	2	0	1	6
11/22	at Pacific	1-0	11	0-0	0-0	0-0	1	3	0	1	0	0	0
11/28	at Bowling Green	DNP											
12/1	at Loyola Maryland	1-0	8	1-2	0-1	0-0	1	3	0	0	0	0	2
12/4	vs. Tennessee St.	1-0	13	0-2	0-1	0-0	2	3	1	0	1	0	0
12/11	vs. Illinois St.	1-0	13	1-1	1-1	1-3	1	4	0	2	0	0	4
12/13	vs. Northern Illinois	1-0	11	0-3	0-0	0-0	1	4	0	2	0	0	0
12/16	at IUPUI												
12/19	at Drake												
12/21	at Iowa State												
12/30	at Grand Canyon												
1/1	at New Mexico State												
1/6	vs. Seattle												
1/8	vs. California Baptist												
1/13	at UTRGV												
1/15	at Lamar												
1/27	vs. Utah Valley												
1/29	vs. Dixie State												
2/2	at Abilene Christian												
2/5	at Tarleton												
2/10	vs. Stephen F. Austin												
2/12	vs. Sam Houston												
2/16	at Stephen F. Austin												
2/19	vs. Tarleton												
2/23	vs. Grand Canyon												
2/26	vs. New Mexico St.												
3/3	at California Baptist												
3/5	at Seattle University												

Career Highs

PTS: 10
at California Baptist
(1/22/20)

FG: 3 (three times)
last: at California Baptist
(1/22/20)

FG ATT: 6
at California Baptist
(1/22/20)

3-PT: 1 (three times)
last: at

3-PT ATT: 2 (four times)
California Baptist
(1/22/20)

FT: 4 (5 times)
last: at CSU Bakersfield
(1/19/20)

FT ATT: 4 (2 times)
last: at CSU Bakersfield
(1/19/20)

REB: 6 (3 times)
last: at California Baptist
(1/22/20)

AST: 2 (4 times)

BLK: 2
vs. Southern Idaho
(12/28/18)

STL: 2
at Florida State
11/25/19

MIN: 24 (2 times)
last: vs. Southern Idaho
(12/29/18)

Season Highs

PTS: 6
at UCSB
(11/20/21)

FG: 3
at UCSB
(11/20/21)

FG ATT: 7
at UCSB
(11/20/21)

3-PT: 1
vs. Illinois State
(12/11/21)

3-PT ATT: 1 (4 times)
Last: vs. Illinois State
(12/11/21)

FT: 1 (two times)
Last: vs. Illinois State
(12/11/21)

FT ATT: 3
vs. Illinois State
(12/11/21)

REB: 5
at UCSB
(11/20/21)

AST: 2
vs. St. Thomas
(11/9/21)

BLK: 1
vs. Tenn. State
(12/4/21)

STL: 1
at UCSB
(11/20/21)

MIN: 16
at UCSB
(11/20/21)

NOAH BIGIRUMWAMI'S CAREER STATISTICS

San Bernardino Valley College

Year	G-GS	MIN-Avg	FGM-A%	3PM-A%	FTM-A%	OR-DR-TOT/AVG	PF-DQ	A	TO	BL	ST	PTS-Avg
2017-18	28-0	259-9.3	19-36/.528	0-0/.000	23-38/.605	25-33-58/2.1	41-1	4	14	7	2	61-2.2

Chicago State University

Year	G-GS	MIN-Avg	FGM-A%	3PM-A%	FTM-A%	OR-DR-TOT/AVG	PF-DQ	A	TO	BL	ST	PTS-Avg
2018-19	26-0	210-8.1	8-28/.286	1-7/.143	20-27/.741	5-18-23/0.9	48-1	7	17	2	6	37-1.4
2019-20	26-0	327-12.6	15-37/.405	2-11/.182	16-20/.800	16-28-44/1.7	63-2	11	25	5	4	48-1.8
2020-21	Sat out the season due to COVID											
2021-22	9-0	97-10.8	4-14/.286	1-5/.200	3-9/.333	6-11-17/1.9	29-0	4	14	1	0	12-1.3
Totals	61-0	634-10.4	27-79/.342	4-23/.174	39-56/.696	27-57-84/1.4	140-3	22	56	8	10	97-1.6


- Pronounced blunt
- Attended Tampa Preparatory School
- Lettered in baseball and basketball
- Member of the Terrapin Varsity Athletic Society (2017-18)
- Averaged 11.0 points per game, 5.2 rebound per game and 4.7 assists per game
- Named Prop Hoops Top Hustlers: Top 250 Expo
- Named as a Top Hustler in Prep Hoops 2019 Top 250 Expo
- Played AAU ball for Team Sprights and Florida Bayhawks
- Alumni from his school include Juwan Durham, Casey Sanders, Josh Heath and Tyson Ward

- Given name is Robert Pierce Blount IV
- Born in Tampa, Florida
- Nickname is Drizzy
- Parents are Robert and Kimberly Blount
- Lists being part of a team which won to give coach Joe Fenlon his 800th career victory
- His favorite professional athlete is Donovan Mitchell
- His favorite team is the Tampa Bay Buccaneers
- His favorite food is French fries

[illegible]

PTS:	AST:
FG:	BLK:
FG ATT:	STL:
3-PT:	MIN:
3-PT ATT:	
FT:	
FT ATT:	
REB:	

[illegible]



5 FAVOUR CHUKWUKELU · G · 6-1 · 170 · Jr.

- Pronounced favor choo-koo-kell-oo
- Played two seasons at Miles (MT) Community College
- Selected All-Region XIII following his sophomore season
- Missed the first six games of the season as a sophomore for the Pioneers but returned to average 17.8 points per game
- Ranked second in the conference in three-point percentage (46.7%), first in free-throw percentage (92.0) and sixth in three-point field goals made (49)

Career Highs

PTS: 29
vs. United Tribes Tech
(2/3/20)

FG: 11
vs. United Tribes Tech
(2/3/20)

FG ATT: 16
vs. Lake Region State
(2/22/21)

3-PT: 6 (two times)
last: vs. United Tribes
(3/12/21)

3-PT ATT: 11 (two times)
last: vs. Lake Region
(2/22/21)

FT: 9
last: vs. Williston State
(3/3/21)

FT ATT: 9 (two times)
last: vs. Williston State
(3/3/21)

REB: 15
vs. United Tribes
(3/12/21)

AST: 7
at Bismarck State
(1/30/20)

BLK: 1 (seven times)
last: vs. United Tribes
(3/12/21)

STL: 5
at Bismarck State
(1/30/20)

MIN: 45
vs. Williston State
(3/30/21)

Season Highs

PTS: 12
at Loyola MD
(12/1/21)

FG: 4 (two times)
Last: vs. Illinois State
(12/11/21)

FG ATT: 9
at Loyola MD
(12/1/21)

3-PT: 4
at Loyola MD
(12/1/21)

3-PT ATT: 8
at Loyola MD
(12/1/21)

FT: 3
vs. Illinois State
(12/11/21)

FT ATT: 4
vs. Illinois State
(12/11/21)

REB: 6
vs. Northern Illinois
(12/13/21)

AST: 2 (three times)
Last: vs. Illinois State
(12/11/21)

BLK: 1
at Loyola Chicago
(11/16/21)

STL: 4
vs. Illinois State
(12/11/21)

MIN: 36 (two times)
Last: vs. No. Illinois
(12/13/21)

GAME-BY-GAME STATISTICS

Date	Opponent	G-GS	MIN	FG-A	3P-A	FT-A	REB	PF	A	TO	BL	ST	PTS
11/9	vs. St. Thomas	1-0	14	2-3	0-1	0-0	1	3	0	0	0	0	4
11/12	SIU-Edwardsville	1-0	5	0-1	0-1	0-0	0	0	0	1	0	0	0
11/16	at Loyola Chicago	1-0	5	0-1	0-1	0-0	0	1	0	0	1	0	0
11/20	at UCSB	1-0	3	1-1	1-1	0-0	0	0	0	0	0	0	3
11/22	at Pacific	1-0	3	0-0	0-0	0-0	1	0	0	0	0	0	0
11/28	at Bowling Green	1-0	11	1-2	0-1	0-0	0	1	1	1	0	0	2
12/1	at Loyola Maryland	1-0	29	4-9	4-8	0-0	2	4	2	2	0	2	12
12/4	vs. Tennessee St.	1-1	27	2-6	1-4	0-1	4	2	2	2	0	0	5
12/11	vs. Illinois St.	1-1	36	4-8	2-5	3-4	3	1	2	0	0	4	13
12/13	vs. Northern Illinois	1-1	36	1-5	1-2	2-5	6	1	1	2	0	0	5
12/16	at IUPUI												
12/19	at Drake												
12/21	at Iowa State												
12/30	at Grand Canyon												
1/1	at New Mexico State												
1/6	vs. Seattle												
1/8	vs. California Baptist												
1/13	at UTRGV												
1/15	at Lamar												
1/27	vs. Utah Valley												
1/29	vs. Dixie State												
2/2	at Abilene Christian												
2/5	at Tarleton												
2/10	vs. Stephen F. Austin												
2/12	vs. Sam Houston												
2/16	at Stephen F. Austin												
2/19	vs. Tarleton												
2/23	vs. Grand Canyon												
2/26	vs. New Mexico St.												
3/3	at California Baptist												
3/5	at Seattle University												

FAVOUR CHUKWUKELU'S CAREER STATISTICS

Miles Community College

Year	G-GS	MIN-Avg	FGM-A%	3PM-A%	FTM-A%	OR-DR-TOT/AVG	PF-DQ	A	TO	BL	ST	PTS-Avg
2019-20	31-21	757-24.4	144-280/.514	86-174/.494	45-58/.776	34-55-89/2.9	35-0	54	48	2	39	419-13.5
2020-21	17-17	607-35.7	104-202/.515	49-105/.467	46-50/.920	29-87-116/6.8	26-0	56	24	5	25	303-17.8
Total	48-38	1364-28.4	248-482/.515	135-279/.484	91-108/.843	63-142-205/4.3	61-0	110	72	7	64	722-15.0

Chicago State University

Year	G-GS	MIN-Avg	FGM-A%	3PM-A%	FTM-A%	OR-DR-TOT/AVG	PF-DQ	A	TO	BL	ST	PTS-Avg
2021-22	10-3	170-17.0	15-36/.417	9-24/.375	5-10/.500	8-9-17/1.7	13-0	8	8	1	6	44-4.4



24 JAHSEAN CORBETT · G · 6-6 · 195 · Fr.

- Pronounced juh-shawn
- Attended West Oaks Academy
- Four-year varsity letter winner in basketball
- Attended Poinciana High School as a freshman, sophomore and junior
- Attended West Oaks Academy as a senior
- Played AAU ball for the Showtime Ballers for four years

Personal

- Born in Orlando, Florida
- Hometown is St. Thomas, Virgin Islands
- Nickname is J
- Parents are Earl and Abigail Corbett
- Has four brothers and three sisters
- His favorite professional athlete is LeBron James
- His favorite team is the Los Angeles Lakers
- His favorite food is chicken alfredo

GAME-BY-GAME STATISTICS

Date	Opponent	G-GS	MIN	FG-A	3P-A	FT-A	REB	PF	A	TO	BL	ST	PTS
11/9	vs. St. Thomas	1-1	25	5-8	2-4	2-4	8	2	0	1	0	1	14
11/12	SIU-Edwardsville	1-1	15	0-1	0-1	0-0	4	5	2	2	1	0	0
11/16	at Loyola Chicago	1-1	31	2-4	1-2	0-0	6	4	1	1	0	0	5
11/20	at UCSB	1-1	29	1-4	1-3	1-2	6	2	0	1	2	0	4
11/22	at Pacific	1-1	30	6-11	2-4	1-1	6	1	0	1	0	1	15
11/28	at Bowling Green	1-1	31	6-13	3-6	1-2	13	4	0	4	0	0	16
12/1	at Loyola Maryland	1-1	40	4-11	0-4	7-9	13	2	1	2	0	0	15
12/4	vs. Tennessee St.	1-1	40	7-15	3-6	0-0	8	2	1	0	1	1	17
12/11	vs. Illinois St.	1-1	39	6-19	1-4	4-5	7	2	0	1	0	3	17
12/13	vs. Northern Illinois	1-1	24	4-9	2-4	1-3	2	5	2	1	2	1	11
12/16	at IUPUI												
12/19	at Drake												
12/21	at Iowa State												
12/30	at Grand Canyon												
1/1	at New Mexico State												
1/6	vs. Seattle												
1/8	vs. California Baptist												
1/13	at UTRGV												
1/15	at Lamar												
1/27	vs. Utah Valley												
1/29	vs. Dixie State												
2/2	at Abilene Christian												
2/5	at Tarleton												
2/10	vs. Stephen F. Austin												
2/12	vs. Sam Houston												
2/16	at Stephen F. Austin												
2/19	vs. Tarleton												
2/23	vs. Grand Canyon												
2/26	vs. New Mexico St.												
3/3	at California Baptist												
3/5	at Seattle University												


Season/Career Highs

PTS: 17 (two times) Last: vs. Illinois State (12/11/21)	AST: 2 (two times) Last: vs. No. Illinois (12/13/21)
FG: 7 vs. Tenn. State (12/4/21)	BLK: 2 (two times) Last: vs. No. Illinois (12/13/21)
FG ATT: 19 vs. Illinois State (12/11/21)	STL: 3 vs. Illinois State (12/11/21)
3-PT: 3 (two times) Last: vs. Tenn. State (12/4/21)	MIN: 40 (two times) Last: vs. Tenn. State (12/4/21)
3-PT ATT: 6 (2 times) Last: vs. Tenn. State (12/4/21)	
FT: 7 at Loyola MD (12/1/21)	
FT ATT: 9 at Loyola MD (12/1/21)	
REB: 13 (two times) at Loyola MD (12/1/21)	

JAHSEAN CORBETT'S CAREER STATISTICS

Chicago State University

Year	G-GS	MIN-Avg	FGM-A%	3PM-A%	FTM-A%	OR-DR-TOT/AVG	PF-DQ	A	TO	BL	ST	PTS-Avg
2021-22	10-10	304-30.4	41-95/.432	15-38/.395	17-26/.654	23-50-73/7.3	29-2	7	14	6	7	114-11.4



21 KEDRICK GREEN, Jr. • G • 6-2 • 180 • Fr.

- Attended Central Point High School in Kissimmee, Florida
- Given name is Kedrick Lee Green Jr.
- Born in Bronx, New York
- Hometown is Atlanta, Georgia
- Nickname is Ked
- Parents are Kedrick Green and Maria Rodriguez
- Undecided on his major

GAME-BY-GAME STATISTICS

Date	Opponent	G-GS	MIN	FG-A	3P-A	FT-A	REB	PF	A	TO	BL	ST	PTS
11/9	vs. St. Thomas	1-1	20	3-9	2-4	3-4	1	3	0	1	0	0	11
11/12	SIU-Edwardsville	1-1	28	3-11	1-3	1-4	6	3	7	5	0	0	8
11/16	at Loyola Chicago	1-0	17	0-2	0-2	0-0	2	1	0	6	0	1	0
11/20	at UCSB	1-1	15	3-9	2-6	0-1	3	4	2	0	0	0	8
11/22	at Pacific	1-1	23	1-6	0-3	1-2	4	2	2	1	0	2	3
11/28	at Bowling Green	DNP											
12/1	at Loyola Maryland	1-1	22	2-3	1-2	0-0	3	3	4	4	0	1	5
12/4	vs. Tennessee St.	DNP											
12/11	vs. Illinois St.	DNP											
12/13	vs. Northern Illinois	DNP											
12/16	at IUPUI												
12/19	at Drake												
12/21	at Iowa State												
12/30	at Grand Canyon												
1/1	at New Mexico State												
1/6	vs. Seattle												
1/8	vs. California Baptist												
1/13	at UTRGV												
1/15	at Lamar												
1/27	vs. Utah Valley												
1/29	vs. Dixie State												
2/2	at Abilene Christian												
2/5	at Tarleton												
2/10	vs. Stephen F. Austin												
2/12	vs. Sam Houston												
2/16	at Stephen F. Austin												
2/19	vs. Tarleton												
2/23	vs. Grand Canyon												
2/26	vs. New Mexico St.												
3/3	at California Baptist												
3/5	at Seattle University												

Season/Career Highs

PTS: 11

 vs. St. Thomas
(11/9/21)

AST: 7

 vs. SIUE
(11/12/21)

FG: 3 (two times)

 Last: vs. SIUE
(11/12/21)

BLK:
FG ATT: 11

 vs. SIUE
(11/12/21)

STL: 2

 at Pacific
(11/22/21)

3-PT: 2

 vs. St. Thomas
(11/9/21)

MIN: 28

 at Loyola Chicago
(11/16/21)

3-PT ATT: 6

 at UCSB
(11/20/21)

FT: 3

 vs. St. Thomas
(11/9/21)

FT ATT: 4 (two times)

 Last: vs. SIUE
(11/12/21)


REB: 6

 vs. SIUE
(11/12/21)

KEDRICK GREEN, JR.'S CAREER STATISTICS

Chicago State University

Year	G-GS	MIN-Avg	FGM-A%	3PM-A%	FTM-A%	OR-DR-TOT/AVG	PF-DQ	A	TO	BL	ST	PTS-Avg
2021-22	6-5	126-21.1	12-40/.300	6-20/.300	5-11/.455	3-16-19/3.2	16-0	15	17	0	4	35-5.8



0 JAMEON "J.J." HARRIS · G · 6-3 · 190 · Fr.

- Goes by J.J.
- Attended West Oakes Academy in Orlando, Florida
- Averaged 10 ppg, five apg and four rpg as a senior
- Averaged 11 ppg, four apg and three rpg as a junior
- Played AAU for five seasons with Showtime Ballers

Personal

- Given name is Jameon Jehoshaphat Harris
- Majoring in Sports Management
- Parents are Levette Townsend and James Harris

- Siblings are Ashleigh Linder, Roy Linder, Tyrell Jones and Jamiah Harris
- His brother plays college basketball at South Alabama and dad played at Florida A&M, overseas and in the D League
- Favorite sports other than basketball is football
- His favorite professional athlete is Dwayne Bacon
- His favorite team is the Los Angeles Lakers
- His favorite food is wings
- Wears the number 0 because, he claims, that's how many people can guard him

GAME-BY-GAME STATISTICS

Date	Opponent	G-GS	MIN	FG-A	3P-A	FT-A	REB	PF	A	TO	BL	ST	PTS
11/9	vs. St. Thomas	1-0	18	4-6	2-3	0-0	2	2	1	0	0	1	10
11/12	SIU-Edwardsville	1-0	7	0-1	0-1	0-0	5	1	0	2	0	0	0
11/16	at Loyola Chicago	1-0	13	2-6	1-4	0-2	1	2	2	1	0	0	5
11/20	at UCSB	1-0	7	1-2	0-1	0-0	0	2	0	2	0	0	2
11/22	at Pacific	1-0	10	0-3	0-2	0-0	1	1	2	3	0	1	0
11/28	at Bowling Green	1-1	16	1-6	1-3	0-0	2	1	0	1	0	2	3
12/1	at Loyola Maryland	1-0	15	1-4	1-3	0-0	3	0	1	2	0	0	3
12/4	vs. Tennessee St.	1-0	5	0-1	0-1	0-0	0	0	0	0	0	0	0
12/11	vs. Illinois St.	DNP											
12/13	vs. Northern Illinois	1-0	12	3-8	2-6	2-2	3	1	2	0	0	0	10
12/16	at IUPUI												
12/19	at Drake												
12/21	at Iowa State												
12/30	at Grand Canyon												
1/1	at New Mexico State												
1/6	vs. Seattle												
1/8	vs. California Baptist												
1/13	at UTRGV												
1/15	at Lamar												
1/27	vs. Utah Valley												
1/29	vs. Dixie State												
2/2	at Abilene Christian												
2/5	at Tarleton												
2/10	vs. Stephen F. Austin												
2/12	vs. Sam Houston												
2/16	at Stephen F. Austin												
2/19	vs. Tarleton												
2/23	vs. Grand Canyon												
2/26	vs. New Mexico St.												
3/3	at California Baptist												
3/5	at Seattle University												

Season/Career Highs

PTS: 10 (two times)
Last: vs. No. Illinois
(12/13/21)

FG: 4
vs. St. Thomas
(11/9/21)

FG ATT: 8
vs. Northern Illinois
(12/13/21)

3-PT: 2 (two times)
Last: vs. No. Illinois
(12/13/21)

3-PT ATT: 4
at Loyola Chicago
(11/16/21)

FT:

FT ATT: 2
at Loyola Chicago
(11/16/21)

REB: 5
vs. SIUE
(11/12/21)

AST: 2 (three times)
Last: vs. No. Illinois
(12/13/21)

BLK:

STL: 2
at Bowling Green
(11/28/21)

MIN: 18
vs. St. Thomas
(11/9/21)

JAMEON "J.J." HARRIS' CAREER STATISTICS

Chicago State University

Year	G-GS	MIN-Avg	FGM-A%	3PM-A%	FTM-A%	OR-DR-TOT/AVG	PF-DQ	A	TO	BL	ST	PTS-Avg
2021-22	9-1	103-11.5	12-37/.324	7-24/.292	2-4/.500	2-15-17/1.9	10-0	8	11	0	4	33-3.7



3 BRYCE JOHNSON · G · 6-3 · 172 · Fr.

- Attended Cornerstone Charter as a freshman
- Attended Lake Nona High School as a sophomore and junior
- Attended Oldsmar Christian School as a senior
- As a freshman, averaged 8.0 points per game, 1.0 assist per game and 1.0 rebound per game • As a sophomore, averaged 10.0 ppg, 2.0 apg and 3.0 rpg
- As a junior, averaged 14.0 ppg, 4.0 apg and 5.0 rpg
- As a senior, averaged 20.0 ppg, 5.0 apg and 5.0 rpg
- He was the leading scorer on the Oldsmar Christian national team as a senior
- He was named MVP of the Get Down Challenge
- Named a Florida player of the week
- Earned First-Team All State honors
- Notable high school alumni include Troy Baxter (Chicago Bulls), Justin James (Sacramento Kings) and Elijah Weaver

Personal

- Born in Yakima, Washington
- Hometown is Orlando, Florida
- Majoring in Business
- Parents are BJ Johnson and Tanya Tate and stepdad Bennie Tate
- Has two sisters, Briawna and Tiawna Johnson and one brother, Benjamin Tate
- His dad played Division I football at Cal State Northridge and his stepdad played DI Basketball at Prairie View A&M University
- His favorite sports memory is joining the 1000-point club his senior year
- Credits his parents with most influencing his athletic career. Seeing how hard they work and all the things they've sacrificed for me.
- His favorite professional athletes are Dennis Rodman and Michael Jordan
- His favorite team is the Golden State Warriors
- His favorite food is his pops homemade Lasagna

GAME-BY-GAME STATISTICS

Date	Opponent	G-GS	MIN	FG-A	3P-A	FT-A	REB	PF	A	TO	BL	ST	PTS
11/9	vs. St. Thomas	1-1	21	0-2	0-2	0-0	4	0	1	0	0	0	0
11/12	SIU-Edwardsville	1-1	25	5-7	4-6	3-3	2	2	0	2	1	0	17
11/16	at Loyola Chicago	1-1	14	1-3	0-1	0-0	2	0	0	0	1	0	2
11/20	at UCSB	1-1	21	1-9	1-4	0-0	2	3	0	0	0	0	3
11/22	at Pacific	1-1	28	8-13	5-9	3-4	5	3	1	1	0	0	24
11/28	at Bowling Green	1-1	23	2-8	0-5	3-4	4	1	0	1	1	0	7
12/1	at Loyola Maryland	DNP											
12/4	vs. Tennessee St.	DNP											
12/11	vs. Illinois St.	DNP											
12/13	vs. Northern Illinois	DNP											
12/16	at IUPUI												
12/19	at Drake												
12/21	at Iowa State												
12/30	at Grand Canyon												
1/1	at New Mexico State												
1/6	vs. Seattle												
1/8	vs. California Baptist												
1/13	at UTRGV												
1/15	at Lamar												
1/27	vs. Utah Valley												
1/29	vs. Dixie State												
2/2	at Abilene Christian												
2/5	at Tarleton												
2/10	vs. Stephen F. Austin												
2/12	vs. Sam Houston												
2/16	at Stephen F. Austin												
2/19	vs. Tarleton												
2/23	vs. Grand Canyon												
2/26	vs. New Mexico St.												
3/3	at California Baptist												
3/5	at Seattle University												

Season/Career Highs

PTS: 24
at Pacific
(11/22/21)

FG: 8
at Pacific
(11/22/21)

FG ATT: 13
at Pacific
(11/22/21)

3-PT: 5
at Pacific
(11/22/21)

3-PT ATT: 9
at Pacific
(11/22/21)

FT: 3 (two times)
Last: at Pacific
(11/22/21)

FT ATT: 4 (two times)
Last: at Bowling Green
(11/28/21)

REB: 5
at Pacific
(11/22/21)

AST: 1 (two times)
Last: at Pacific
(11/22/21)

BLK: 1 (three times)
last: at Bowling Green
(11/28/21)


STL:

MIN: 28
at Pacific
(11/22/21)

BRYCE JOHNSON'S CAREER STATISTICS

Chicago State University

Year	G-GS	MIN-Avg	FGM-A%	3PM-A%	FTM-A%	OR-DR-TOT/AVG	PF-DQ	A	TO	BL	ST	PTS-Avg
2021-22	6-6	132-22.0	17-42/.405	10-27/.370	9-11/.818	8-11-19/3.2	9-0	2	4	3	0	53-8.8



1 ANDREW LEWIS · G · 6-3 · 180 · Sr.

- Started and played in two games before suffering an injury at Illinois last season (11/26/2020)

- Missed the next seven games before the shortened season ended
- Posted nine games as the team's leading scorer during his two seasons

Before CSU

- Played at Highland Community College as a sophomore where he averaged 13 points and 4 rebounds

- Attended St. Cloud State as a freshman, averaging two points and one rebound

- Prepped at Milwaukee Vincent High School where he averaged 21.5 points, six rebounds and 4.5 assists per game as a senior

GAME-BY-GAME STATISTICS

Date	Opponent	G-GS	MIN	FG-A	3P-A	FT-A	REB	PF	A	TO	BL	ST	PTS
11/9	vs. St. Thomas	1-0	3	0-0	0-0	0-0	0	1	0	0	0	0	0
11/12	SIU-Edwardsville	1-0	25	2-8	0-3	5-7	7	3	1	1	0	1	9
11/16	at Loyola Chicago	1-1	17	2-5	1-1	0-0	1	1	2	1	0	1	5
11/20	at UCSB	1-0	2	0-1	0-1	0-0	0	0	0	0	0	0	0
11/22	at Pacific	1-0	8	0-3	0-2	0-0	1	0	0	1	0	0	0
11/28	at Bowling Green	1-0	4	1-3	0-1	0-0	0	0	0	2	0	0	2
12/1	at Loyola Maryland	DNP											
12/4	vs. Tennessee St.	DNP											
12/11	vs. Illinois St.	DNP											
12/13	vs. Northern Illinois	DNP											
12/16	at IUPUI												
12/19	at Drake												
12/21	at Iowa State												
12/30	at Grand Canyon												
1/1	at New Mexico State												
1/6	vs. Seattle												
1/8	vs. California Baptist												
1/13	at UTRGV												
1/15	at Lamar												
1/27	vs. Utah Valley												
1/29	vs. Dixie State												
2/2	at Abilene Christian												
2/5	at Tarleton												
2/10	vs. Stephen F. Austin												
2/12	vs. Sam Houston												
2/16	at Stephen F. Austin												
2/19	vs. Tarleton												
2/23	vs. Grand Canyon												
2/26	vs. New Mexico St.												
3/3	at California Baptist												
3/5	at Seattle University												

Career Highs

PTS: 23
vs. CSU Bakersfield
(2/13/20)

FG: 8
vs. CSU Bakersfield
(2/13/20)

FG ATT: 15
vs. CSU Bakersfield
(2/13/20)

3-PT: 3 (two times)
last: vs. CSU Bakersfield
(2/13/20)

3-PT ATT: 6
(two times)
last: vs. CSU Bakersfield
(2/13/20)

FT: 10
vs. Alabama State
(11/30/19)

FT ATT: 10
vs. Alabama State
(11/30/19)

REB: 8
vs. Alabama State
(11/30/19)

AST: 5
vs. Judson (IL)
(11/05/19)

BLK: 2
vs. UTRGV
(1/11/20)

STL: 2 (7 times)
last: vs. CSU Bakersfield
(2/13/20)

MIN: 39 (2 times)
last: vs. CSU Bakersfield
(2/13/20)

Season Highs

PTS: 9
vs. SIUE
(11/12/21)

FG: 2 (two times)
last: at Loyola Chicago
(11/16/21)

FG ATT: 8
vs. SIUE
(11/12/21)

3-PT: 1
at Loyola Chicago
(11/16/21)

3-PT ATT: 3
vs. SIUE
(11/12/21)

FT: 5
vs. SIUE
(11/12/21)

FT ATT: 7
vs. SIUE
(11/12/21)

REB: 7
vs. SIUE
(11/12/21)

AST: 2
at Loyola Chicago
(11/16/21)

BLK: 0

STL: 1 (two times)
Last: at Loyola Chicago
(11/16/21)

MIN: 26
vs. SIUE
(11/12/21)

ANDREW LEWIS' CAREER STATISTICS

St. Cloud State University

Year	G-GS	MIN-Avg	FGM-A%	3PM-A%	FTM-A%	OR-DR-TOT/AVG	PF-DQ	A	TO	BL	ST	PTS-Avg
2017-18	19-0	120-6.3	17-50/.340	0-5/.000	11-16/.688	6-10-16/0.8	9-0	8	7	0	3	45-2.4

Highland Community College

Year	G-GS	MIN-Avg	FGM-A%	3PM-A%	FTM-A%	OR-DR-TOT/AVG	PF-DQ	A	TO	BL	ST	PTS-Avg
2018-19	27-4	567-21.0	127-275/.462	33-100/.330	53-71/.746	27-72-99/3.7	14-0	32	26	3	13	340-12.6

Chicago State University

Year	G-GS	MIN-Avg	FGM-A%	3PM-A%	FTM-A%	OR-DR-TOT/AVG	PF-DQ	A	TO	BL	ST	PTS-Avg
2019-20	26-18	769-29.6	100-250/.400	20-68/.294	97-112/.866	22-83-105/4.0	70-2	41	60	5	25	317-12.2
2020-21	2-2	28-14.2	3-13/.231	1-4/.250	3-4/.750	0-1-1/0.5	3-0	0	1	0	0	10-5.0
2021-22	6-1	59-9.8	5-20/.250	1-8/.125	5-7/.714	3-6-9/1.5	5-0	3	5	0	2	16-2.7
Total	34-21	857/25.2	108-283/.382	22-80/.275	105-123/.854	25-90-115/3.4	78-2	44	66	5	27	343-10.1



10 CARLO MARBLE · G · 6-5 · 200 · Sr.

Before CSU

- Played for two seasons at Kirkwood Community College (Iowa)
- Started 13 of 30 games in which he played as a freshman, averaging 5.7 points and 2.5 rebounds per game
- Started nine of 29 games in which he played as a sophomore, averaging 8.4 points and 3.2 rebounds per game

Personal

- Parents are Carla and Roy Marble
- Both his father (Roy) and brother (Devyn) played at Iowa and in the NBA

Career Highs

PTS: 17
at Illinois State
(12/15/20)

FG: 7
at Illinois State
(12/15/20)

FG ATT: 14
at Illinois State
(12/15/20)

3-PT: 3
vs. UTRGV
(1/11/20)

3-PT ATT: 6
at Northwestern
(12/6/20)

FT: 6
vs. CSU Bakersfield
(2/13/20)

FT ATT: 6
vs. CSU Bakersfield
(2/13/20)

REB: 7
vs. Grand Canyon
(2/15/20)

AST: 4
vs. New Mexico State
(1/9/20)

BLK: 2
vs. UTRGV
(2/8/20)

STL: 3
at Illinois
(11/26/20)

MIN: 37
at Illinois St.
(12/15/20)

Season Highs

PTS: 1
at Bowling Green
(11/28/21)

FG:

FG ATT: 2
at Bowling Green
(11/28/21)

3-PT:

3-PT ATT: 1 (two times)
Last: at Bowling Green
(11/28/21)

FT: 1
at Bowling Green
(11/28/21)

FT ATT: 2
at Bowling Green
(11/28/21)

REB: 3
at Bowling Green
(11/28/21)

AST: 1
at Bowling Green
(11/28/21)

BLK: 2
at Bowling Green
(11/28/21)

STL: 1 (two times)
Last: at Loyola MD
(12/1/21)

MIN: 10
at Bowling Green
(11/28/21)

GAME-BY-GAME STATISTICS

Date	Opponent	G-GS	MIN	FG-A	3P-A	FT-A	REB	PF	A	TO	BL	ST	PTS
11/9	vs. St. Thomas	DNP											
11/12	SIU-Edwardsville	DNP											
11/16	at Loyola Chicago	1-0	3	0-0	0-0	0-0	1	0	0	0	0	0	0
11/20	at UCSB	DNP											
11/22	at Pacific	1-0	6	0-1	0-1	0-0	0	0	0	0	0	0	0
11/28	at Bowling Green	1-0	10	0-2	0-1	1-2	3	4	1	0	2	1	1
12/1	at Loyola Maryland	1-0	5	0-0	0-0	0-0	0	0	0	0	0	1	0
12/4	vs. Tennessee St.	DNP											
12/11	vs. Illinois St.	DNP											
12/13	vs. Northern Illinois	DNP											
12/16	at IUPUI												
12/19	at Drake												
12/21	at Iowa State												
12/30	at Grand Canyon												
1/1	at New Mexico State												
1/6	vs. Seattle												
1/8	vs. California Baptist												
1/13	at UTRGV												
1/15	at Lamar												
1/27	vs. Utah Valley												
1/29	vs. Dixie State												
2/2	at Abilene Christian												
2/5	at Tarleton												
2/10	vs. Stephen F. Austin												
2/12	vs. Sam Houston												
2/16	at Stephen F. Austin												
2/19	vs. Tarleton												
2/23	vs. Grand Canyon												
2/26	vs. New Mexico St.												
3/3	at California Baptist												
3/5	at Seattle University												

CARLO MARBLE'S CAREER STATISTICS

Kirkwood Community College (Iowa)

Year	G-GS	MIN-Avg	FGM-A%	3PM-A%	FTM-A%	OR-DR-TOT/AVG	PF-DQ	A	TO	BL	ST	PTS-Avg
2016-17	30-13	440-14.7	53-124/.427	36-88/.409	28-34/.824	15-60-75/2.5	54-0	29	23	5	19	170-5.7
2017-18	29-9	515-17.8	84-198/.424	51-124/.411	24-34/.706	17-76-93/3.2	68-3	32	32	17	24	243-8.4
Totals	59-22	955-16.2	137-322/.425	87-212/.410	52-68/.764	32-136-168/2.8	122-3	61	55	22	43	413-7.0

Chicago State

Year	G-GS	MIN-Avg	FGM-A%	3PM-A%	FTM-A%	OR-DR-TOT/AVG	PF-DQ	A	TO	BL	ST	PTS-Avg
2019-20	16-7	304-19.0	16-43/.372	8-23/.348	9-11/.818	7-30-37/2.3	26-0	15	18	4	4	49-3.1
2020-21	9-4	217-24.1	21-60/.350	7-33/.212	5-10/.500	7-20-27/3.0	30-1	8	13	2	10	54-6.0
2021-22	4-0	23-5.7	0-3/.000	0-2/.000	1-2/.500	3-1-4/1.0	4-0	1	0	2	2	1-0.3
Totals	29-11	543-18.7	37-106/.349	15-58/.259	15-23/.652	17-51-68/2.3	60-2	24	31	8	16	104-3.6

- Pronounced heen-cho
- Attended St. Joseph High School in Santa Maria, CA
- Averaged 16.5 points, 9.2 rebounds and 2.1 assists per game in 27 games played.
- Averaged a double-double as a junior, scoring 19.6 points per game while pulling down 11.1 rebounds per game

[illegible]

PTS:	AST: 1
FG:	BLK:
FG ATT:	STL:
3-PT:	MIN:
3-PT ATT:	
FT:	
FT ATT:	
REB: 1	

Chicago State University

[illegible]



15 COREYOUN RUSHIN · G · 6-5 · 200 · Sr.

- Pronounced corey-on russian
- Transferred to Chicago State from Idaho State and did not play in the Cougars first seven games of the season due to transfer rules
- NCAA Division I Council granted a blanket waiver allowed immediate eligibility and he made his debut at Northern Illinois, scoring eight points and pulling down eight rebounds

Before CSU

- Played his freshman season (2018-19) at Southern Idaho where he averaged 9.4 PPG and 7.3 RPG per game and was honorable mention all-conference
- Played his freshman season at Idaho State
- He was a 2017 Chicago Sun-Times All-State, Chicago Public League All-City and Red-West All-Conference performer at Westinghouse College Prep

GAME-BY-GAME STATISTICS

Date	Opponent	G-GS	MIN	FG-A	3P-A	FT-A	REB	PF	A	TO	BL	ST	PTS
11/9	vs. St. Thomas	1-1	33	5-10	0-1	1-1	6	1	2	0	3	2	11
11/12	SIU-Edwardsville	1-1	31	3-6	0-0	1-4	10	4	0	3	1	1	7
11/16	at Loyola Chicago	1-1	27	3-10	1-5	0-0	9	3	1	5	1	1	7
11/20	at UCSB	1-1	33	3-10	0-0	2-4	7	4	2	1	0	2	8
11/22	at Pacific	1-1	15	1-6	0-1	0-0	5	3	0	2	0	0	2
11/28	at Bowling Green	1-0	25	1-4	0-0	0-0	7	2	1	2	0	0	2
12/1	at Loyola Maryland	1-1	35	4-10	0-0	2-3	5	1	0	5	1	2	10
12/4	vs. Tennessee St.	1-1	27	5-8	0-1	5-8	6	4	0	3	1	0	15
12/11	vs. Illinois St.	1-1	37	6-10	0-0	1-3	9	4	1	1	0	1	13
12/13	vs. Northern Illinois	1-1	26	4-6	0-0	1-3	4	4	1	6	0	0	9
12/16	at IUPUI												
12/19	at Drake												
12/21	at Iowa State												
12/30	at Grand Canyon												
1/1	at New Mexico State												
1/6	vs. Seattle												
1/8	vs. California Baptist												
1/13	at UTRGV												
1/15	at Lamar												
1/27	vs. Utah Valley												
1/29	vs. Dixie State												
2/2	at Abilene Christian												
2/5	at Tarleton												
2/10	vs. Stephen F. Austin												
2/12	vs. Sam Houston												
2/16	at Stephen F. Austin												
2/19	vs. Tarleton												
2/23	vs. Grand Canyon												
2/26	vs. New Mexico St.												
3/3	at California Baptist												
3/5	at Seattle University												

Career Highs

PTS: 17
at Drake
(12/20/20)

FG: 7
at Drake
(12/20/20)

FG ATT: 11
at Drake
(12/20/20)

3-PT:

3-PT ATT: 1
Last: vs. St. Thomas
(11/9/21)

FT: 5
vs. Tenn. State
(12/4/21)

FT ATT: 8
vs. Tenn. State
(12/4/21)

REB: 9
at Drake
(12/20/20)

AST: 3
at Northern Illinois
(12/18/20)

BLK: 3
vs. St. Thomas
(11/9/21)

STL: 2 (two times)
last: vs. St. Thomas
(11/9/21)

MIN: 39
at Drake
(12/20/20)

Season Highs

PTS: 15
vs. Tenn. State
(12/4/21)

FG: 6
vs. Illinois State
(12/11/21)

FG ATT: 10 (5 times)
Last: vs. Illinois State
(12/11/21)

3-PT:

3-PT ATT: 5
at Loyola Chicago
(11/16/21)

FT: 5
vs. Tenn. State
(12/4/21)

FT ATT: 8
vs. Tenn. State
(12/4/21)

REB: 10
vs. SIUE
(11/12/21)

AST: 2 (two times)
Last: at UCSB
(11/20/21)

BLK: 3
vs. St. Thomas
(11/9/21)

STL: 2 (three times)
Last: at Loyola MD
(12/1/21)

MIN: 37
vs. Illinois State
(12/11/21)

COREYOUN RUSHIN'S CAREER STATISTICS

Southern Idaho

Year	G-GS	MIN-Avg	FGM-A%	3PM-A%	FTM-A%	OR-DR-TOT/AVG	PF-DQ	A	TO	BL	ST	PTS-Avg
2018-19	32-29	739-23.1	124-199/.623	8-18/.444	46-98/.469	85-149-234/7.3	75-3	52	65	20	29	303-9.4

Idaho State

Year	G-GS	MIN-Avg	FGM-A%	3PM-A%	FTM-A%	OR-DR-TOT/AVG	PF-DQ	A	TO	BL	ST	PTS-Avg
2019-20	29-8	559-19.3	53-116/.457	2-18/.111	6-20/.300	34-58-92/3.2	61-2	44	44	7	20	114-3.9

Chicago State University

Year	G-GS	MIN-Avg	FGM-A%	3PM-A%	FTM-A%	OR-DR-TOT/AVG	PF-DQ	A	TO	BL	ST	PTS-Avg
2020-21	2-2	75-37.7	10-17/.588	0-2/.000	5-6/.833	4-13-17/8.5	5-0	4	9	0	2	25-12.5
2021-22	10-9	288-28.8	35-80/.438	1-8/.125	13-26/.500	23-45-68/6.8	30-0	8	28	7	9	84-8.4
Totals	12-11	363-30.2	45-97/.464	1-10/.100	18-32/.563	27-58-85/7.1	35-0	12	37	7	11	109-9.1

CSU MBB INDIVIDUAL SINGLE-GAME RECORDS

Points

1	David Holston, 11/9/06	43
2	David Holston, 1/29/09	41
3	David Holston, 12/29/08	40
	John Cantrell, 1/29/09	40
5	Royce Parran, 2/25/06	39
	David Holston, 11/14/07	39
	David Holston, 2/2/08	39
	David Holston, 2/9/09	39
9	Royce Parran, 12/4/05	37
	Xavier Johnson, 11/5/19	37

Field Goals

1	Trayvon Palmer, 11/22/16	16
2	David Holston, 2/2/08	15
	John Cantrell, 1/29/09	15
	David Holston, 1/29/09	15
5	Royce Parran, 2/25/06	13
	David Holston, 11/9/06	13
	David Holston, 11/14/07	13
	John Cantrell, 1/12/09	13
	Fred Sims Jr., 3/4/17	13
	Xavier Johnson, 11/5/19	13

Field Goal Attempts

1	David Holston, 1/29/09	33
2	John Cantrell, 1/29/09	30
3	Fred Sims Jr., 3/4/17	28
4	Fred Sims Jr., 1/6/18	26
5	David Holston, 12/22/08	25
	David Holston, 1/5/09	25
	David Holston, 1/12/09	25
	David Holston, 2/24/09	25
9	David Holston, 12/1/07	24
	Fred Sims Jr., 1/28/17	24

3-Point Field Goals

1	David Holston, 11/14/07	11
2	Fred Sims Jr., 2/22/18	9
3	David Holston, 1/9/07	8
	David Holston, 12/1/07	8
	David Holston, 12/8/07	8
	David Holston, 12/29/08	8
7	David Holston, 2/2/08	7
	Xavier Johnson, 12/6/19	7
	Xavier Johnson, 11/5/19	7
	Travon Bell, 2/28/19	7
	Fred Sims Jr., 12/14/16	7
	Quinton Pippen, 1/18/14	7
	Jon Montgomery, 1/22/11	7
	David Holston, 2/9/09	7
	David Holston, 1/26/09	7
	David Holston, 12/22/08	7
	David Holston, 11/28/08	7
	David Holston, 11/17/08	7
	David Holston, 1/4/06	7

David Holston, 1/28/08	7
David Holston, 12/29/07	7
David Holston, 11/24/07	7
David Holston, 1/20/07	7
David Holston, 1/1/07	7
David Holston, 12/12/06	7
David Holston, 11/9/06	7
Royce Parran, 2/25/06	7

3-Point Field Goal Attempts

1	David Holston, 1/29/09	21
2	David Holston, 12/1/07	19
3	David Holston, 2/9/08	18
4	David Holston, 2/6/06	16
	David Holston, 12/15/08	16
	David Holston, 12/17/08	16
	David Holston, 12/29/08	16
	David Holston, 1/26/09	16
9	David Holston, 1/29/07	15
	David Holston, 12/29/07	15
	David Holston, 12/22/08	15
	David Holston, 1/12/09	15
	David Holston, 2/9/09	15
	Quinton Pippen, 2/13/14	15



Xavier Johnson ranks fourth in single-game free throws made with 13.

Free Throws

1	Royce Parran, 3/5/06	19
2	David Holston, 2/16/09	15
3	Antonio Lofton, 3/6/10	14
4	Xavier Johnson, 12/4/19	13
5	David Holston, 2/9/09	12
	Antonio Lofton, 1/13/11	12
	Ke'Sean Davis, 2/29/20	12
8	Kourtney Calvin, 12/10/05	11
	Christian Wall, 12/23/09	11
	Antonio Lofton, 2/3/11	11
	Carl Montgomery, 2/3/11	11
	Clarke Rosenberg, 1/30/14	11
	Clarke Rosenberg, 2/8/14	11
	Deionte Simmons, 2/25/17	11
	Glen Burns, 3/3/18	11

Free Throw Attempts

1	Royce Parran, 3/5/06	23
2	Carl Montgomery, 2/3/11	20
3	Antonio Lofton, 1/13/11	18
4	David Holston, 2/16/09	16
	Antonio Lofton, 3/6/10	16
6	Jeleel Akindede, 3/6/05	15
	Royce Parran, 3/6/05	15
	Deionte Simmons, 2/25/17	15
9	Carl Montgomery, 12/4/10	14
	Carl Montgomery, 12/28/10	14
	Matt Samuels, 2/4/12	14
	Clarke Rosenberg, 2/8/14	14
	Deionte Simmons, 11/14/17	14

Offensive Rebounds

1	Jeleel Akindede, 1/13/05	11
2	Trayvon Palmer, 11/22/16	10
3	Carl Montgomery, 1/28/10	9
	Trayvon Palmer, 11/18/15	9
5	Jeleel Akindede, 12/1/04	8
	Carl Montgomery, 11/27/07	8
	Tawrence Walton, 1/29/09	8
	Damian Windham, 12/10/09	8
	Carl Montgomery, 3/10/11	8
	Lee Fisher, 12/3/11	8
	Trayvon Palmer, 1/19/16	8

Defensive Rebounds

1	Jeleel Akindede, 12/1/04	13
	Carl Montgomery, 3/10/11	13
	Jeremy Robinson, 2/16/12	13
4	Carl Montgomery, 1/12/09	12
	Lee Fisher, 1/6/12	12
	Trayvon Palmer, 2/18/17	12
7	Lee Fisher, 1/10/12	11
	Jeremy Robinson, 2/29/12	11
	Quinton Pippen, 12/8/12	11
	Deionte Simmons, 3/9/17	11

CSU MBB INDIVIDUAL SINGLE-GAME RECORDS

Total Rebounds

1	Jeleel Akindele, 12/1/04	21
	Carl Montgomery, 3/10/11	21
3	Jeleel Akindele, 1/13/05	18
	Carl Montgomery, 1/12/09	18
	Lee Fisher, 1/6/12	18
6	Tawrence Walton, 1/29/09	16
	Carl Montgomery, 11/12/10	16
	Carl Montgomery, 2/3/11	16
	Trayvon Palmer, 11/18/15	16
10	Trayvon Palmer, 12/22/16	15
	Trayvon Palmer, 12/10/16	15
	Trayvon Palmer, 11/22/16	15
	Trayvon Palmer, 1/19/16	15
	Trayvon Palmer, 1/14/16	15
	Jeremy Robinson, 12/21/11	15
	Carl Montgomery, 2/5/11	15
	Carl Montgomery, 11/27/07	15

Assists

1	David Holston, 11/29/06	12
	David Holston, 12/9/06	12
	David Holston, 1/10/09	12
4	Royce Parran, 1/1/07	11
	Royce Parran, 1/6/07	11
	David Holston, 1/3/09	11
	Rob Shaw, 12/1/18	11
8	Royce Parran, 1/8/05	10
	Royce Parran, 1/4/06	10
	David Holston, 11/28/08	10
	David Holston, 12/29/08	10
	David Holston, 1/24/09	10
	David Holston, 2/14/09	10
	Rob Shaw, 11/29/18	10

Steals

1	David Holston, 11/28/08	7
	Joshua Batson, 11/18/14	7
	Anthony Harris, 11/14/17	7
4	Royce Parran, 2/3/05	6
	Royce Parran, 11/26/05	6
	John Cantrell, 11/20/08	6
	John Cantrell, 12/30/08	6
	David Holston, 1/26/09	6
	Nate Duhon, 3/16/13	6
	Johnny Griffin, 12/4/14	6
	Kieran Woods, 11/21/15	6
	Trayvon Palmer, 1/18/17	6
	Glen Burns, 1/13/18	6

Blocks

1	Chidozie Chukwumah, 12/8/07	10
2	Jeleel Akindele, 2/3/05	8
3	Cam-Ron Clay, 11/29/06	7
4	Jeleel Akindele, 11/24/04	6
	Jeleel Akindele, 2/24/05	6



Trayvon Palmer ranks among CSU's all-time leaders in single-game, -season and career rounds.

	Matt Ross, 11/8/13	6
	Chidozie Chukwumah, 12/4/07	6
8	Jeremy Robinson, 2/9/13	5
9	Carl Montgomery, 1/20/09	4
	Quron Davis, 2/4/16	4
	Carl Montgomery, 1/24/09	4
	Carl Montgomery, 1/31/09	4
	Marquis Young, 2/16/09	4
	Carl Montgomery, 2/28/09	4
	Carl Montgomery, 12/30/09	4
	Sean Montgomery, 12/10/10	4
	Jeremy Robinson, 12/14/11	4
	Jeremy Robinson, 1/10/12	4
	Jeremy Robinson, 1/15/12	4
	Matt Ross, 3/8/14	4
	Johnny Griffin, 1/17/15	4
	Trayvon Palmer, 11/18/15	4
	Trayvon Palmer, 1/21/16	4
	Chidozie Chukwumah, 1/9/07	4
	Jeleel Akindele, 12/1/04	4
	Jeleel Akindele, 1/15/05	4
	Jeleel Akindele, 1/22/05	4

Jeleel Akindele, 3/6/05	4
Nikko Briteramos, 12/19/05	4
Cam-Ron Clay, 2/11/06	4
Michael Henderson, 11/29/06	4
Chidozie Chukwumah, 12/2/06	4
Carl Montgomery, 12/20/08	4
Chidozie Chukwumah, 11/14/07	4
Chidozie Chukwumah, 1/16/08	4
Chidozie Chukwumah, 2/16/08	4
Chidozie Chukwumah, 2/27/08	4
Carl Montgomery, 11/20/08	4
Carl Montgomery, 11/28/08	4
Carl Montgomery, 11/29/08	4

Records courtesy of sports-reference.com:

<https://www.sports-reference.com/cbb/schools/chicago-state/leaders-and-records.html>

School leaders and record-holders are compiled from sports-reference.com's available season, career, and game-level player data. They are not encompassing of the school's entire statistical history

Points: Complete 1988-89 to 2019-20

Field Goals: Complete 1988-89 to 2019-20

Field Goal Attempts: Complete 1988-89 to 2019-20

3-Point Field Goals: Complete 1988-89 to 2019-20

3-Point Field Goal Attempts: Complete 1988-89 to 2019-20

Free Throws: Complete 1988-89 to 2019-20

Free Throw Attempts: Complete 1988-89 to 2019-20

Offensive Rebounds: Complete 2006-07 to 2019-20

Defensive Rebounds: Complete 2006-07 to 2019-20

Total Rebounds: Complete 1988-89 to 2019-20

Assists: Complete 1988-89 to 2019-20

Steals: Complete 1988-89 to 2019-20

Blocks: Complete 1988-89 to 2019-20

CSU MBB SINGLE-SEASON RECORDS

Points

1	David Holston, 2008-09	830
2	David Holston, 2007-08	646
3	John Cantrell, 2008-09	633
4	Rod Parker, 1990-91	621
5	Fred Sims Jr., 2016-17	583
6	Carl Montgomery, 2010-11	555
7	Royce Parran, 2005-06	541
8	Darron Brittman, 1985-86	511
	Gerald Collins, 1988-89	511
10	Charles Perry, 1984-85	504

Points Per Game

1	David Holston, 2008-09	25.9
2	Rod Parker, 1990-91	24.8
3	David Holston, 2007-08	23.1
4	John Cantrell, 2008-09	19.8
5	Gerald Collins, 1988-89	18.9
6	Fred Sims Jr., 2016-17	18.8
7	Charles Perry, 1984-85	18.7
8	Ryan Malone, 1993-94	18.4
9	Darron Brittman, 1985-86	18.2
10	Royce Parran, 2005-06	18

Field Goals

1	David Holston, 2008-09	269
2	John Cantrell, 2008-09	245
3	Rod Parker, 1990-91	221
4	Darron Brittman, 1985-86	211
5	Fred Sims Jr., 2016-17	210
6	Charles Perry, 1984-85	209
	Carl Montgomery, 2010-11	209
8	James Parker, 1989-90	202
	David Holston, 2007-08	202
10	Paul Beene, 1985-86	189
	Kory Billups, 1996-97	189

Field Goal Attempts

1	David Holston, 2008-09	632
2	Fred Sims Jr., 2016-17	582
3	John Cantrell, 2008-09	483
4	David Holston, 2007-08	470
5	Rod Parker, 1990-91	465
6	Fred Sims Jr., 2017-18	453
7	James Parker, 1989-90	449
8	Jermaine Hicks, 1997-98	444
9	Charles Perry, 1984-85	438
10	Kory Billups, 1996-97	424

Field Goal Percentage

1	Stanley Jones, 1987-88	0.574
2	Kory Billups, 1994-95	0.536
3	Carl Montgomery, 2010-11	0.525
4	Darrell Johns, 1999-00	0.524
5	Darron Brittman, 1984-85	0.522
6	John Cantrell, 2007-08	0.517
7	Shawn Bell, 1985-86	0.513
8	John Cantrell, 2008-09	0.507
9	Laurent Crawford, 1987-88	0.506
10	Darron Brittman, 1985-86	0.504

3-Point Field Goals

1	David Holston, 2008-09	147
2	David Holston, 2007-08	130
3	David Holston, 2006-07	94
4	Quinton Pippen, 2013-14	90
5	David Holston, 2005-06	79
6	Troy Ivory, 1995-96	74
7	Fred Sims Jr., 2016-17	71
8	Larry Simmons, 1994-95	69
9	Royce Parran, 2005-06	68
	Quinton Pippen, 2012-13	68

3-Point Field Goal Attempts

1	David Holston, 2008-09	395
2	David Holston, 2007-08	322
3	Quinton Pippen, 2013-14	243
4	David Holston, 2006-07	234
5	Fred Sims Jr., 2016-17	226
6	David Holston, 2005-06	196
7	Quinton Pippen, 2012-13	195
8	Fred Sims Jr., 2017-18	191
9	Gerald Collins, 1989-90	190
10	Troy Ivory, 1995-96	186
	Terry Harris-Smith, 1996-97	186

3-Point Field Goal Percentage

1	Larry Simmons, 1994-95	0.416
2	David Holston, 2007-08	0.404
3	David Holston, 2005-06	0.403
4	David Holston, 2006-07	0.402
5	Troy Ivory, 1995-96	0.398
6	David Holston, 2008-09	0.372
7	Quinton Pippen, 2013-14	0.37
8	Terry Harris-Smith, 1996-97	0.344

Free Throws

1	Rod Parker, 1990-91	146
2	David Holston, 2008-09	145
3	Royce Parran, 2005-06	141
4	Carl Montgomery, 2010-11	134
5	Antonio Lofton, 2009-10	131
6	Anthony Harris, 2018-19	127
7	Reggie Burcy, 1990-91	126
8	Antonio Lofton, 2010-11	124
9	Craig Franklin, 2003-04	120
10	Reggie Burcy, 1991-92	118

Free Throw Attempts

1	Carl Montgomery, 2010-11	217
2	Rod Parker, 1990-91	192
3	Royce Parran, 2005-06	185
4	Antonio Lofton, 2010-11	181
5	Reggie Burcy, 1991-92	179
6	Antonio Lofton, 2009-10	178
7	David Holston, 2008-09	176
8	Kory Billups, 1996-97	168
9	Anthony Harris, 2018-19	165
10	Ryan Malone, 1993-94	163



Walk-on David Holston scored a school-record 2,331 points from 2005-06 and 2008-09. The 5'-8" guard finished in the top five in points per game nationally his senior season and led the NCAA in three-point field goals made per game his final two seasons.

CSU MBB SINGLE-SEASON RECORDS

Free Throw Percentage

1	Andrew Lewis, 2019-20	0.866
2	Xavier Johnson, 2019-20	0.864
3	David Holston, 2007-08	0.848
4	Royce Parran, 2006-07	0.827
5	David Holston, 2008-09	0.824
6	Fred Sims Jr., 2016-17	0.807
7	Jermaine Hicks, 1999-00	0.796
8	Darron Brittman, 1985-86	0.788
9	Reggie Burcy, 1990-91	0.787
10	Jermaine Hicks, 1997-98	0.787

Offensive Rebounds

1	Carl Montgomery, 2009-10	116
2	Clark Bone, 2001-02	104
3	Carl Montgomery, 2008-09	100
4	Carl Montgomery, 2010-11	98
5	Trayvon Palmer, 2016-17	95
6	Trayvon Palmer, 2015-16	90
7	Jeleel Akindele, 2004-05	87
8	Tawrence Walton, 2008-09	77
9	Tony Jones, 2000-01	72
	Lee Fisher, 2011-12	72

Defensive Rebounds

1	Trayvon Palmer, 2016-17	207
2	Matt Ross, 2013-14	168
3	Lee Fisher, 2011-12	165
4	Jeremy Robinson, 2011-12	162
5	Carl Montgomery, 2010-11	160
6	Jeleel Akindele, 2004-05	155
7	Carl Montgomery, 2009-10	153
8	Tony Jones, 2000-01	146
9	Matt Ross, 2012-13	144
10	Trayvon Palmer, 2015-16	143

Total Rebounds

1	Kory Billups, 1996-97	304
2	Trayvon Palmer, 2016-17	302
3	Carl Montgomery, 2009-10	269
4	Carl Montgomery, 2010-11	258
5	Rodney Hull, 1988-89	244
6	Kory Billups, 1995-96	242
	Jeleel Akindele, 2004-05	242
8	Matt Ross, 2013-14	239
9	Lee Fisher, 2011-12	237
10	Clark Bone, 2001-02	234

Total Rebounds Per Game

1	Kory Billups, 1996-97	11.3
2	Trayvon Palmer, 2016-17	9.4
3	Kory Billups, 1995-96	9
4	Rodney Hull, 1988-89	8.7
5	Jeleel Akindele, 2004-05	8.6
6	Carl Montgomery, 2009-10	8.4
7	Clark Bone, 2001-02	8.4

8	Kory Billups, 1994-95	8.2
9	Reggie Burcy, 1990-91	8.1
10	Carl Montgomery, 2010-11	8.1

Assists

1	David Holston, 2008-09	204
2	Rob Shaw, 2018-19	159
3	Darron Brittman, 1985-86	158
4	Anthony Figueroa, 1996-97	149
5	David Holston, 2007-08	142
6	Royce Parran, 2006-07	136
7	Jermaine Hicks, 1997-98	134
8	Rod Parker, 1989-90	128
9	Maurice Thornton, 1988-89	118
10	Royce Parran, 2005-06	116

Assists Per Game

1	David Holston, 2008-09	6.4
2	Darron Brittman, 1985-86	5.6
3	Anthony Figueroa, 1996-97	5.5
4	David Holston, 2007-08	5.1
5	Rob Shaw, 2018-19	5
6	Jermaine Hicks, 1997-98	5
7	Royce Parran, 2006-07	4.7
8	Rod Parker, 1989-90	4.6
9	Maurice Thornton, 1988-89	4.2
10	Antoinne Morris, 1992-93	4.1

Steals

1	Darron Brittman, 1985-86	139
2	Darron Brittman, 1984-85	109
3	David Holston, 2008-09	97
4	Reggie Burcy, 1991-92	85
5	Reggie Burcy, 1990-91	80
6	John Cantrell, 2008-09	72
7	Ryan Malone, 1993-94	68
8	Rod Parker, 1990-91	64
	Royce Parran, 2006-07	64
10	Mario Clark, 1991-92	60

Steals Per Game

1	Darron Brittman, 1985-86	5
2	Darron Brittman, 1984-85	4
3	Reggie Burcy, 1991-92	3.3
4	Reggie Burcy, 1990-91	3.1
5	David Holston, 2008-09	3
6	Ryan Malone, 1993-94	2.6
7	Rod Parker, 1990-91	2.6
8	John Cantrell, 2008-09	2.2
9	Mario Clark, 1991-92	2.2
10	Royce Parran, 2006-07	2.2

Blocks

1	Jeleel Akindele, 2004-05	70
2	Chidozie Chukwumah, 2007-08	68
3	Jeleel Akindele, 2003-04	62
4	Shawn Bell, 1985-86	60
	Carl Montgomery, 2008-09	60
6	Jeremy Robinson, 2011-12	46
7	Darrell Johns, 1999-00	45
8	Matt Ross, 2013-14	43
9	Kory Billups, 1995-96	40
10	Carl Montgomery, 2009-10	36

Blocks Per Game

1	Jeleel Akindele, 2004-05	2.5
2	Chidozie Chukwumah, 2007-08	2.4
3	Shawn Bell, 1985-86	2.1
4	Darrell Johns, 1999-00	2
5	Jeleel Akindele, 2003-04	1.9
6	Carl Montgomery, 2008-09	1.9
7	Jeremy Robinson, 2011-12	1.5
8	Kory Billups, 1995-96	1.5
9	Tyran Maxey, 1993-94	1.4
10	Matt Ross, 2013-14	1.3

Minutes Played

1	Trayvon Palmer, 2016-17	1151
2	John Cantrell, 2008-09	1120
3	David Holston, 2008-09	1118
4	Craig Franklin, 2003-04	1114
5	Fred Sims Jr., 2016-17	1069
6	Rob Shaw, 2018-19	1053
7	Lee Fisher, 2011-12	1047
8	Matt Ross, 2013-14	1041
9	Royce Parran, 2005-06	1040
10	Christian Wall, 2009-10	1008

Minutes Played Per Game

1	Trayvon Palmer, 2016-17	36
2	John Cantrell, 2008-09	35
3	David Holston, 2008-09	34.9
4	Lee Fisher, 2011-12	34.9
5	Craig Franklin, 2003-04	34.8
6	Reggie Ward, 1992-93	34.8
7	Royce Parran, 2005-06	34.7
8	Kenton Terrell, 1987-88	34.5
9	Fred Sims Jr., 2016-17	34.5
10	Royce Parran, 2006-07	34.1

CSU MBB CAREER RECORDS

Games

1	Clarke Rosenberg, 2011-12 to 2014-15	126
2	Carl Montgomery, 2007-08 to 2010-11	124
3	Christian Wall, 2007-08 to 2010-11	120
4	David Holston, 2005-06 to 2008-09	119
	Royce Parran, 2003-04 to 2006-07	119
6	Clark Bone, 1999-00 to 2002-03	114
7	Nate Carter, 2002-03 to 2005-06	112
8	Andre Wiggins, 1998-99 to 2001-02	109
	Hajji Martin, 2007-08 to 2010-11	109
10	Terrence West, 1998-99 to 2001-02	107

Minutes Played

1	David Holston, 2005-06 to 2008-09	3962
2	Royce Parran, 2003-04 to 2006-07	3509
3	Clarke Rosenberg, 2011-12 to 2014-15	3252
4	Carl Montgomery, 2007-08 to 2010-11	3166
5	Trayvon Palmer, 2014-15 to 2016-17	2792
6	Craig Franklin, 2002-03 to 2004-05	2722
7	John Cantrell, 2004-05 to 2008-09	2717
8	Fred Sims Jr., 2015-16 to 2017-18	2634
9	Christian Wall, 2007-08 to 2010-11	2498
10	Rubeen Perry, 2001-02 to 2003-04	2395

Field Goals

1	David Holston, 2005-06 to 2008-09	753
2	Carl Montgomery, 2007-08 to 2010-11	601
3	Kory Billups, 1993-94 to 1996-97	569
4	John Cantrell, 2004-05 to 2008-09	545
5	Royce Parran, 2003-04 to 2006-07	487
6	Fred Sims Jr., 2015-16 to 2017-18	482
7	Clarke Rosenberg, 2011-12 to 2014-15	428
8	Darron Brittman, 1984-85 to 1985-86	388
9	Craig Franklin, 2002-03 to 2004-05	380
10	Jermaine Hicks, 1997-98 to 1999-00	377

Field Goal Attempts

1	David Holston, 2005-06 to 2008-09	1808
2	Fred Sims Jr., 2015-16 to 2017-18	1397
3	Kory Billups, 1993-94 to 1996-97	1200
4	Carl Montgomery, 2007-08 to 2010-11	1135
5	Royce Parran, 2003-04 to 2006-07	1131
6	John Cantrell, 2004-05 to 2008-09	1078
7	Clarke Rosenberg, 2011-12 to 2014-15	1041
8	Jermaine Hicks, 1997-98 to 1999-00	1034
9	Craig Franklin, 2002-03 to 2004-05	874
10	Desmond Rice, 1991-92 to 1994-95	819

Field Goal Percentage

1	Carl Montgomery, 2007-08 to 2010-11	0.530
2	John Cantrell, 2004-05 to 2008-09	0.506
3	Kory Billups, 1993-94 to 1996-97	0.474
4	Royce Parran, 2003-04 to 2006-07	0.431
5	David Holston, 2005-06 to 2008-09	0.416
6	Fred Sims Jr., 2015-16 to 2017-18	0.345

3-Point Field Goals

1	David Holston, 2005-06 to 2008-09	450
2	Fred Sims Jr., 2015-16 to 2017-18	172
3	Royce Parran, 2003-04 to 2006-07	165
4	Quinton Pippen, 2012-13 to 2013-14	158
5	Jermaine Hicks, 1997-98 to 1999-00	151
6	Gerald Collins, 1988-89 to 1989-90	118
7	Kevin Jones, 2004-05 to 2007-08	111
8	Larry Simmons, 1993-94 to 1994-95	108
9	Tony Weeden, 2003-04 to 2004-05	103
10	Terrence West, 1998-99 to 2001-02	101

3-Point Field Goal Attempts

1	David Holston, 2005-06 to 2008-09	1147
2	Fred Sims Jr., 2015-16 to 2017-18	545
3	Royce Parran, 2003-04 to 2006-07	450
4	Quinton Pippen, 2012-13 to 2013-14	438
5	Jermaine Hicks, 1997-98 to 1999-00	437
6	Gerald Collins, 1988-89 to 1989-90	365
7	Kevin Jones, 2004-05 to 2007-08	359
8	Terrence West, 1998-99 to 2001-02	345
9	Tony Weeden, 2003-04 to 2004-05	296
10	Christian Wall, 2007-08 to 2010-11	292
	Clarke Rosenberg, 2011-12 to 2014-15	292

3-Point Field Goal Percentage

1	David Holston, 2005-06 to 2008-09	0.392
2	Royce Parran, 2003-04 to 2006-07	0.367
3	Quinton Pippen, 2012-13 to 2013-14	0.361
4	Tony Weeden, 2003-04 to 2004-05	0.348
5	Jermaine Hicks, 1997-98 to 1999-00	0.346
6	Gerald Collins, 1988-89 to 1989-90	0.323
7	Fred Sims Jr., 2015-16 to 2017-18	0.316
8	Kevin Jones, 2004-05 to 2007-08	0.309
9	Terrence West, 1998-99 to 2001-02	0.293

Free Throws

1	David Holston, 2005-06 to 2008-09	375
2	Royce Parran, 2003-04 to 2006-07	371
3	Carl Montgomery, 2007-08 to 2010-11	333
4	Clarke Rosenberg, 2011-12 to 2014-15	298
5	Antonio Lofton, 2009-10 to 2010-11	255
	Kory Billups, 1993-94 to 1996-97	255
7	Craig Franklin, 2002-03 to 2004-05	246
8	Reggie Burcy, 1990-91 to 1991-92	244
9	Jermaine Hicks, 1997-98 to 1999-00	227
10	Rod Parker, 1989-90 to 1990-91	226
	Ryan Malone, 1991-92 to 1993-94	226

Free Throw Attempts

1	Carl Montgomery, 2007-08 to 2010-11	581
2	Royce Parran, 2003-04 to 2006-07	473
3	Kory Billups, 1993-94 to 1996-97	470
4	David Holston, 2005-06 to 2008-09	448
5	Clarke Rosenberg, 2011-12 to 2014-15	411
6	Antonio Lofton, 2009-10 to 2010-11	359
7	Craig Franklin, 2002-03 to 2004-05	340
8	Reggie Burcy, 1990-91 to 1991-92	339

CSU MBB CAREER RECORDS

9 Desmond Rice, 1991-92 to 1994-95	332
10 Clark Bone, 1999-00 to 2002-03	325

Free Throw Percentage

1 David Holston, 2005-06 to 2008-09	0.837
2 Royce Parran, 2003-04 to 2006-07	0.784
3 Carl Montgomery, 2007-08 to 2010-11	0.573

Offensive Rebounds

1 Carl Montgomery, 2007-08 to 2010-11	379
2 Trayvon Palmer, 2014-15 to 2016-17	239
3 Clark Bone, 1999-00 to 2002-03	204
4 Rubeen Perry, 2001-02 to 2003-04	172
5 John Cantrell, 2004-05 to 2008-09	158
6 Jeleel Akindele, 2003-04 to 2004-05	144
7 Clarke Rosenberg, 2011-12 to 2014-15	136
8 Matt Ross, 2012-13 to 2013-14	134
9 Jeremy Robinson, 2011-12 to 2012-13	133
10 David Holston, 2005-06 to 2008-09	129

Defensive Rebounds

1 Carl Montgomery, 2007-08 to 2010-11	542
2 Trayvon Palmer, 2014-15 to 2016-17	440
3 Matt Ross, 2012-13 to 2013-14	312
4 Rubeen Perry, 2001-02 to 2003-04	292
5 Clarke Rosenberg, 2011-12 to 2014-15	281
6 Jeremy Robinson, 2011-12 to 2012-13	268
7 Fred Sims Jr., 2015-16 to 2017-18	264
8 Clark Bone, 1999-00 to 2002-03	263
9 Craig Franklin, 2002-03 to 2004-05	257
10 Jeleel Akindele, 2003-04 to 2004-05	255

Total Rebounds

1 Carl Montgomery, 2007-08 to 2010-11	921
2 Kory Billups, 1993-94 to 1996-97	852
3 Trayvon Palmer, 2014-15 to 2016-17	679
4 Clark Bone, 1999-00 to 2002-03	516
5 Rubeen Perry, 2001-02 to 2003-04	464
6 Matt Ross, 2012-13 to 2013-14	446
7 Shawn Bell, 1984-85 to 1986-87	437
8 Laurent Crawford, 1986-87 to 1988-89	428
9 Desmond Rice, 1991-92 to 1994-95	427
10 Clarke Rosenberg, 2011-12 to 2014-15	417

Assists

1 David Holston, 2005-06 to 2008-09	529
2 Royce Parran, 2003-04 to 2006-07	394
3 Jermaine Hicks, 1997-98 to 1999-00	322
4 Terrence West, 1998-99 to 2001-02	291
5 Ryan Malone, 1991-92 to 1993-94	284
6 Darron Brittman, 1984-85 to 1985-86	258
7 Craig Franklin, 2002-03 to 2004-05	249
8 Clarke Rosenberg, 2011-12 to 2014-15	237
9 Rob Shaw, 2017-18 to 2018-19	233
10 Rod Parker, 1989-90 to 1990-91	225

Steals

1 David Holston, 2005-06 to 2008-09	254
-------------------------------------	-----

2 Darron Brittman, 1984-85 to 1985-86	248
3 Royce Parran, 2003-04 to 2006-07	210
4 John Cantrell, 2004-05 to 2008-09	168
5 Reggie Burcy, 1990-91 to 1991-92	165
6 Ryan Malone, 1991-92 to 1993-94	153
7 Kory Billups, 1993-94 to 1996-97	144
8 Clarke Rosenberg, 2011-12 to 2014-15	139
9 Shawn Balark, 1984-85 to 1986-87	129
10 Christian Wall, 2007-08 to 2010-11	123

Blocks

1 Carl Montgomery, 2007-08 to 2010-11	148
2 Jeleel Akindele, 2003-04 to 2004-05	132
3 Chidozie Chukwumah, 2006-07 to 2007-08	102
4 Shawn Bell, 1984-85 to 1986-87	101
5 Kory Billups, 1993-94 to 1996-97	91
6 Darrell Johns, 1999-00 to 2000-01	75
Matt Ross, 2012-13 to 2013-14	75
8 Laurent Crawford, 1986-87 to 1988-89	73
9 Jeremy Robinson, 2011-12 to 2012-13	70
10 Trayvon Palmer, 2014-15 to 2016-17	68

Turnovers

1 David Holston, 2005-06 to 2008-09	390
2 Craig Franklin, 2002-03 to 2004-05	284
3 Royce Parran, 2003-04 to 2006-07	271
4 Clarke Rosenberg, 2011-12 to 2014-15	258
5 Carl Montgomery, 2007-08 to 2010-11	250
6 Trayvon Palmer, 2014-15 to 2016-17	216
7 Antonio Lofton, 2009-10 to 2010-11	187
8 Christian Wall, 2007-08 to 2010-11	175
9 John Cantrell, 2004-05 to 2008-09	167
10 Rob Shaw, 2017-18 to 2018-19	163

Personal Fouls

1 Carl Montgomery, 2007-08 to 2010-11	393
2 Clarke Rosenberg, 2011-12 to 2014-15	301
3 Royce Parran, 2003-04 to 2006-07	284
4 Trayvon Palmer, 2014-15 to 2016-17	274
5 David Holston, 2005-06 to 2008-09	270
6 Christian Wall, 2007-08 to 2010-11	266
7 Clark Bone, 1999-00 to 2002-03	238
8 Jeleel Akindele, 2003-04 to 2004-05	226
Nate Carter, 2002-03 to 2005-06	226
10 Craig Franklin, 2002-03 to 2004-05	225

Points

1 David Holston, 2005-06 to 2008-09	2331
2 Carl Montgomery, 2007-08 to 2010-11	1539
3 Royce Parran, 2003-04 to 2006-07	1510
4 Kory Billups, 1993-94 to 1996-97	1409
5 Fred Sims Jr., 2015-16 to 2017-18	1348
6 John Cantrell, 2004-05 to 2008-09	1339
7 Clarke Rosenberg, 2011-12 to 2014-15	1241
8 Jermaine Hicks, 1997-98 to 1999-00	1132
9 Craig Franklin, 2002-03 to 2004-05	1098
10 Ryan Malone, 1991-92 to 1993-94	1000
Trayvon Palmer, 2014-15 to 2016-17	1000

Series Results vs. 2021-22 Opponents

<u>St. Thomas (Minn.)</u> 0-0				1/8/41	A	16-47	L	<u>IUPUI</u> 11-12			
First Meeting				2/13/42	H	34-41	L	2/22/74	N	87-82	W
				2/15/50	A	47-84	L	2/14/75	H	97-70	W
<u>Southern Illinois-Edwardsville</u> 4-5				12/12/60	A	68-102	L	2/13/76	A	75-85	L
12/28/74	N	79-103	L	2/9/74	A	84-121	L	1/15/77	N	89-87	W
12/21/79	N	80-74	W	11/27/82	A	54-62	L	1/7/99	H	50-53	L
2/14/83	A	68-51	W	1/19/85	A	*66-79	L	1/14/99	A	50-47	W
2/29/12	H	70-81	L	11/30/85	A	67-57	W	1/13/00	A	63-60	W
12/1/12	A	57-71	L	2/21/87	A	65-82	L	1/20/00	H	69-62	W
12/16/13	H	81-64	W	12/25/87	A	54-70	L	2/8/01	A	68-58	W
12/22/14	A	38-63	L	1/11/89	A	70-71	L	2/22/01	H	58-56	W
12/19/17	H	76-88	L	2/12/91	A	#0-2	L	1/5/02	A	54-61	L
12/4/19	A	89-81	W	11/25/00	A	46-88	L	1/31/02	H	59-92	L
				11/27/07	A	49-81	L	2/1/03	H	69-89	L
<u>Loyola Chicago</u> 1-10				11/30/11	A	41-85	L	3/1/03	A	55-67	L
12/2/86	A	78-83	L	12/4/13	A	56-76	L	1/29/04	A	70-79	L
11/25/88	A	76-98	L	11/13/18	A	71-75	L	2/14/04	H	76-72	W
12/4/96	H	82-107	L	12/15/20	A	62-91	L	3/8/04	N	47-68	L
11/22/97	A	80-86	L	* overtime				1/29/05	H	71-63	W
11/17/98	H	52-65	L	# forfeit				2/22/05	A	62-90	L
1/18/00	A	72-74	L					12/30/05	A	64-87	L
11/29/00	H	78-76	W	<u>Northern Illinois</u> 0-26				2/23/06	H	74-66	W
12/22/01	A	73-85	L	1/5/49	A	50-59	L	3/6/06	N	57-53	W
12/17/11	A	49-64	L	2/10/49	H	55-61	L	2/1/07	A	77-79	L
1/20/13	H	*63-66	L	2/20/51	H	68-80	L	11/24/07	A	70-78	L
12/9/20	A	51-88	L	1/28/52	A	56-57	L	2/27/08	H	75-89	L
* overtime				1/31/53	A	69-76	L	<u>Drake</u> 0-9			
<u>California Santa Barbara</u> 0-0				1/30/54	A	79-80	L	12/27/71	A	95-123	L
First Meeting				2/17/55	A	73-10	L	12/4/72	A	63-115	L
				1/4/75	A	80-113	L	12/1/73	A	54-85	L
<u>Pacific</u> 0-0				2/27/88	A	**97-98	L	12/3/81	A	65-89	L
First Meeting				3/6/89	H	63-68	L	11/20/97	A	76-77	L
				2/24/90	A	55-63	L	12/7/07	A	53-83	L
<u>Bowling Green</u> 0-1				12/27/90	H	60-84	L	12/23/10	A	51-102	L
1/3/15	A	35-58	L	12/28/91	A	100-106	L	11/26/17	A	67-79	L
				1/9/93	H	70-76	L	12/20/20	A	67-111	L
<u>Loyola Maryland</u> 0-1				12/30/93	H	77-82	L	<u>Iowa State</u> 0-8			
11/9/19	H	85-98	L	12/1/94	A	66-94	L	12/2/72	A	46-77	L
				12/7/95	H	75-115	L	1/8/83	A	58-60	L
<u>Tennessee State</u> 1-2				12/23/96	A	64-106	L	1/27/92	A	76-114	L
2/5/90	A	63-61	W	11/29/97	H	59-73	L	12/27/94	A	47-96	L
12/22/90	H	83-93	L	11/14/98	A	72-89	L	11/23/98	A	48-79	L
12/6/19	N	74-80	L	12/6/08	A	81-93	L	11/15/09	A	50-72	L
				1/6/10	H	93-99	L	12/21/10	A	63-104	L
<u>Illinois State</u> 1-23				12/2/15	A	58-80	L	11/16/15	A	64-106	L
12/11/26	H	26-36	L	12/2/17	H	77-95	L				
12/16/26	A	19-48	L	12/22/18	A	59-100	L				
1/4/39	H	27-50	L	12/18/20	A	54-65	L				
2/15/39	A	28-45	L	** double overtime							
1/3/40	H	24-35	L								
2/10/40	A	24-36	L								

Series Results vs. 2021-22 Opponents

<u>Grand Canyon</u> 2-12				2/10/18	H	81-91	L	1/8/11	H	82-93	L
1/30/14	H	75-76	L	1/24/19	H	47-75	L	1/27/11	A	61-84	L
3/1/14	A	74-84	L	2/23/19	A	57-77	L	1/26/12	A	56-65	L
1/31/15	A	56-55	W	1/4/20	H	54-86	L	2/11/12	H	61-66	L
2/26/15	H	74-70	W					1/26/13	H	62-54	W
1/21/16	H	65-90	L	<u>California Baptist</u> 0-4				3/2/13	A	69-76	L
2/20/16	A	52-67	L	1/12/19	H	75-77	L	1/25/14	A	55-62	L
1/28/17	H	**77-85	L	2/7/19	A	44-94	L	2/20/14	H	70-79	L
2/23/17	A	59-82	L	1/22/20	A	53-85	L	1/29/15	A	62-78	L
1/18/18	H	58-86	L	1/22/20	H	53-95	L	2/28/15	H	65-55	W
2/3/18	A	55-89	L					1/23/16	H	76-82	L
1/17/19	A	46-80	L	<u>UTRGV</u> 9-19				2/18/16	A	72-74	L
2/16/19	H	59-90	L	12/29/02	N	57-54	W	1/12/17	A	70-61	W
1/16/20	H	64-78	L	1/28/08	H	76-85	L	2/11/17	H	54-87	L
1/15/20	A	47-71	L	2/2/08	A	91-82	W	1/13/18	A	58-83	L
** double overtime				2/7/09	A	78-72	W	2/8/18	H	57-97	L
				2/28/09	H	92-75	W	1/26/19	H	60-74	L
<u>New Mexico State</u> 1-20				1/16/10	A	42-63	L	2/21/19	A	71-103	L
12/10/05	N	63-78	L	2/6/10	H	76-69	W	1/2/20	H	73-94	L
12/1/06	A	74-80	L	1/15/11	H	70-63	W				
1/1/07	H	78-88	L	2/5/11	A	70-64	W	<u>Dixie State</u> 0-0			
11/30/07	A	61-94	L	1/19/12	H	65-72	L	First Meeting			
1/16/14	H	86-81	W	2/18/12	A	70-74	L				
2/15/14	A	55-84	L	2/2/13	A	65-68	L	<u>Abilene Christian</u> 0-0			
2/5/15	H	*61-69	L	2/23/13	H	51-55	L	First Meeting			
3/7/15	A	57-61	L	3/15/13	H	76-59	W				
1/16/16	A	62-80	L	1/18/14	H	61-84	L	<u>Tarleton</u> 0-0			
2/13/16	H	55-69	L	2/13/14	A	*68-71	L	First Meeting			
1/7/17	H	62-78	L	1/10/15	A	59-64	L				
2/4/17	A	51-86	L	2/7/15	H	78-73	W	<u>Stephen F. Austin</u> 0-1			
3/9/17	N	53-67	L	1/14/16	A	72-82	L	12/11/10	A	38-94	L
1/6/18	H	60-97	L	2/28/16	H	79-89	L				
2/22/18	A	67-78	L	1/5/17	H	64-83	L	<u>Sam Houston</u> 0-0			
3/8/18	N	70-97	L	2/21/17	A	*77-85	L	First Meeting			
2/2/19	A	39-83	L	2/27/18	H	81-87	L				
3/2/19	H	58-92	L	2/24/18	A	75-83	L				
3/14/19	N	57-89	L	1/31/19	A	46-77	L				
1/9/20	A	54-93		2/28/19	H	82-77	L				
2/6/20	H	49-71		1/11/20	A	63-87	L				
* overtime				2/8/20	H	64-75	L				
				* overtime							
<u>Seattle U</u> 2-12				<u>Lamar</u> 0-1							
2/27/14	A	***84-77	W	2/22/88		59-71	L				
3/8/14	H	67-53	W								
1/22/15	H	67-75	L	<u>Utah Valley</u> 5-20							
2/21/15	A	31-57	L	1/12/08	H	85-76	W				
3/12/15	N	45-49	L	2/9/08	A	89-99	L				
1/9/16	H	50-66	L	1/29/09	H	121-123	L				
2/4/16	A	56-59	L	2/24/09	A	72-77	L				
1/14/17	A	50-65	L	1/9/10	A	43-48	L				
1/9/17	H	65-90	L	1/28/10	H	43-41	W				
1/11/18	A	64-67	L								

2021-22 Western Athletic Conference Schedule

	ACU	TAR	UVU	DSU	SU	CBU	GCU	NMSU	UTRGV	LU	SFA	SHSU	CSU
Thu Dec-30	at UVU	at DSU	ACU	TAR	NMSU		CSU	at SU	at SFA	at SHSU	UTRGV	LU	at GCU
Sat Jan-1	at DSU	at UVU	TAR	ACU	at CBU	SU		CSU	at SHSU	at SFA	LU	UTRGV	at NMSU
Thu Jan-6	SFA	SHSU			at CSU		at UTRGV	at LU	GCU	NMSU	at ACU	at TAR	SU
Sat Jan-8	SHSU	SFA	DSU	at UVU		at CSU	at LU	at UTRGV	NMSU	GCU	at TAR	at ACU	CBU
Wed Jan-12			at SU		UVU								
Thu Jan-13	at GCU	at NMSU		at CBU		DSU	ACU	TAR	CSU	SHSU		at LU	at UTRGV
Sat Jan-15	at NMSU	at GCU	at CBU	at SU	DSU	UVU	TAR	ACU		CSU	at SHSU	SFA	at LU
Thu Jan-20	SU	CBU	UTRGV	LU	at ACU	at TAR	at SFA	at SHSU	at UVU	at DSU	GCU	NMSU	
Sat Jan-22	CBU	SU	LU	UTRGV	at TAR	at ACU	at SHSU	at SFA	at DSU	at UVU	NMSU	GCU	
Wed Jan-26					SFA						at SU		
Thu Jan-27	at UTRGV	at LU	at CSU			SHSU			ACU	TAR		at CBU	UVU
Sat Jan-29	at LU	at UTRGV		at CSU	SHSU	SFA	at NMSU	GCU	TAR	ACU	at CBU	at SU	DSU
Wed Feb-2									LU	at UTRGV			
Thu Feb-3	CSU		at SFA	at SHSU	at GCU	at NMSU	SU	CBU			UVU	DSU	at ACU
Sat Feb-5	UTRGV	CSU	at SHSU	at SFA	at NMSU	at GCU	CBU	SU	at ACU		DSU	UVU	at TAR
Thu Feb-10			GCU	NMSU	UTRGV	LU	at UVU	at DSU	at SU	at CBU	at CSU		SFA
Sat Feb-12	at TAR	ACU	NMSU	GCU	LU	UTRGV	at DSU	at UVU	at CBU	at SU		at CSU	SHSU
Wed Feb-16					at UTRGV				SU		CSU		at SFA
Thu Feb-17	at SHSU	UVU	at TAR	at NMSU		GCU	at CBU	DSU				ACU	
Sat Feb-19		at CSU	at DSU	UVU	CBU	at SU	NMSU	at GCU	SHSU	SFA	at LU	at UTRGV	TAR
Wed Feb-23							at CSU						GCU
Thu Feb-24	LU	UTRGV	SU	CBU	at UVU	at DSU			at TAR	at ACU	SHSU	at SFA	
Sat Feb-26	at SFA	LU	CBU	SU	at DSU	at UVU	SHSU	at CSU		at TAR	ACU	at GCU	NMSU
Wed Mar-2								SFA	at LU	UTRGV	at NMSU		
Thu Mar-3	DSU	at SHSU	at GCU	at ACU		CSU	UVU					TAR	at CBU
Sat Mar-5	TAR	at ACU	at NMSU	at GCU	CSU	at LU	DSU	UVU	SFA	CBU	at UTRGV		at SU
Mar 10-12	WAC Basketball Tournament												

Updated August 23, 2021